315
Hydraulic Excavator

Technical Specifications

Configurations and features may vary by region. Please consult your Cat® dealer for availability in your area.

Table of Contents

Specifications . . . 2

- Engine . . . 2
- Swing Mechanism . . . 2
- Weights . . . 2
- Track . . . 2
- Drive . . . 2
- Air Conditioning System . . . 2
- Hydraulic System . . . 2
- Service Refill Capacities . . . 2
- Standards . . . 2
- Sound Performance . . . 2
- Operating Weights and Ground Pressures . . . 3
- Major Component Weights . . . 4
- Dimensions . . . 5
- Working Ranges and Forces . . . 7
- Blade Working Ranges . . . 9
- Reach Boom Lift Capacities – Counterweight: 3.83 mt (8,440 lb) . . . 10
- Variable Angle Boom Lift Capacities – Counterweight: 3.83 mt (8,440 lb) . . . 15
- Bucket Specifications and Compatibility:
  - Europe . . . 39
  - Australia and New Zealand . . . 42
- Attachments Offering Guide:
  - Europe . . . 43
  - Australia and New Zealand . . . 46

Standard and Optional Equipment . . . 47

Dealer Installed Kits and Attachments . . . 49

Cab Options . . . 50

315 Hydraulic Excavator Specifications

Engine

Engine Model	Cat® C3.6	
Engine Power – ISO 9249	81 kW	108 hp
Engine Power – ISO 14396	82 kW	110 hp
Bore	98 mm	4 in
Stroke	120 mm	5 in
Displacement	3.6 L	220 in^3

- Meets U.S. EPA Tier 4 Final, EU Stage V, and Japan 2014 emission standards.
- Rating at 2,400 rpm.

Swing Mechanism

Swing Speed	12.0 rpm	
Maximum Swing Torque	35 kN·m	25,815 lbf-ft

Weights

Operating Weight	15 400 kg	34,000 lb

- Long undercarriage, Reach Boom + R3.0 (9'10") stick, GD 0.68 m^3 (0.89 yd^3) bucket, 700 mm (28") triple grouser shoes and 3.83 mt (8,440 lb) counterweight.

Operating Weight	14 900 kg	32,800 lb

- Long undercarriage, Reach boom, R2.5 (8'2") stick, GD 0.53 m^3 (0.69 yd^3) bucket, 500 mm (20") triple grouser shoes and 3.83 mt (8,440 lb) counterweight.

Track

Optional Track Shoes Width	500 mm	20 in
Optional Track Shoes Width	600 mm	24 in
Optional Track Shoes Width	700 mm	28 in
Number of Shoes (each side)	46	
Number of Track Rollers (each side)	7	
Number of Carrier Rollers (each side)	2	

Drive

Maximum Gradeability	35°/70%	
Maximum Travel Speed	5.6 km/h	3.5 mph
Maximum Drawbar Pull	129 kN	29,000 lbf

Air Conditioning System

The air conditioning system on this machine contains the fluorinated greenhouse gas refrigerant R134a (Global Warming Potential = 1430). The system contains 0.8 kg of refrigerant which has a CO_2 equivalent of 1.144 metric tonnes.

Hydraulic System

Main System – Maximum Flow – Implement	276 L/min	65 gal/min
Maximum Pressure – Equipment – Normal	35 000 kPa	5,075 psi
Maximum Pressure – Travel	35 000 kPa	5,075 psi
Maximum Pressure – Swing	26 000 kPa	3,770 psi
Boom Cylinder – Bore	105 mm	4 in
Boom Cylinder – Stroke	1023 mm	40 in
Stick Cylinder – Bore	115 mm	5 in
Stick Cylinder – Stroke	1147 mm	45 in
Bucket Cylinder – Bore	95 mm	4 in
Bucket Cylinder – Stroke	939 mm	37 in

Service Refill Capacities

Fuel Tank Capacity	187 L	49 gal
Cooling System	15 L	4 gal
Engine Oil	8 L	2 gal
Final Drive (each)	3 L	1 gal
Hydraulic System (including tank)	138 L	36 gal
Hydraulic Tank	72 L	19 gal
DEF Tank	21 L	6 gal

Standards

Brakes	ISO 10265:2008
Cab/ROPS	ISO 12117-2:2008
Cab	ISO 10262:1998 Level I
FOGS (optional)	ISO 10262:1998 Level II

Sound Performance

ISO 6395 (external)	101 dB(A)
ISO 6396 (inside cab)	66 dB(A)

- When properly installed and maintained, the cab offered by Caterpillar, when tested with doors and windows closed according to ANSI/SAE J1166 OCT98, meets OSHA and MSHA requirements for operator sound exposure limits in effect at time of manufacture.
- Hearing protection may be needed when operating with an open operator station and cab (when not properly maintained or doors/windows open) for extended periods or in a noisy environment.

Operating Weights and Ground Pressures

Base Machine Configurations	500 mm (20") Triple Grouser Shoes		500 mm (20") TG Shoe with Rubber Pad	600 mm (24") Triple Grouser Shoes		700 mm (28") Triple Grouser Shoes	
	Weight	Ground Pressure	Weight	Weight	Ground Pressure	Weight	Ground Pressure
	kg (lb)	kPa (psi)	kg (lb)	kg (lb)	kPa (psi)	kg (lb)	kPa (psi)
Base Frame with Track Rollers and Carrier Roller							
3.83 mt (8,440 lb) Counterweight + Long Undercarriage Base Machine							
Reach Boom + R3.0 (9'10") Stick + 0.68 m^3 (0.89 yd^3) GD Bucket	15 000 (33,100)	44.7 (6.5)	15,400 (34,000)	15 200 (33,500)	37.8 (5.5)	15 400 (34,000)	32.8 (4.8)
Variable Angle Boom + R2.2 (7'3") Stick + 0.68 m^3 (0.89 yd^3) GD Bucket + Blade	16 400 (36,200)	48.9 (7.1)	16,800 (37,000)	16 700 (36,800)	41.5 (6.0)	16 900 (37,300)	36.0 (5.2)
Reach Boom + R2.5 (8'2") Stick + 0.53 m^3 (0.69 yd^3) GD Bucket	14 900 (32,800)	44.4 (6.4)	15,300 (33,700)	15 100 (33,300)	37.5 (5.4)	15 300 (33,700)	32.6 (4.7)

All operating weights include a 90% fuel tank with 75 kg (165 lb) operator.

Major Component Weights

	kg	lb
Base Machine Weight: including upperframe, undercarriage, counterweight, without boom, stick, bucket, boom cylinders, stick cylinder, bucket cylinders, tracks, blade, without 90% fuel tank, operator		
With Long Undercarriage	10 770	23,730
With Long Undercarriage (blade compatible)	11 050	24,360
With Long Undercarriage for use with Variable Angle Boom (including HP, MP, QC AUX line)	10 860	23,940
With Long Undercarriage (blade compatible) for use with Variable Angle Boom (including HP, MP, QC AUX line)	11 160	24,590
Track Shoes:		
500 mm (20") Triple Grouser Track Shoes	1540	3,390
500 mm (20") Triple Grouser Track Shoes with Rubber Pad	1950	4,310
600 mm (24") Triple Grouser Track Shoes	1810	4,000
700 mm (28") Triple Grouser Track Shoes with Additional Steps	2020	4,440
Two Boom Cylinders	240	530
Weight of 90% Fuel Tank and 75 kg (165 lb) Operator	210	460
Blades (without lines, cylinders, frame modifications):		
2500 mm (8'2") Blade for use with 500 mm (20") Track Shoes	440	960
2600 mm (8'6") Blade for use with 600 mm (24") Track Shoes	490	1,080
2700 mm (8'10") Blade for use with 700 mm (28") Track Shoes	500	1,110
Counterweight:		
3.83 mt (8,440 lb) Counterweight	3830	8,440
Swing Frame	1420	3,140
Undercarriage:		
Base Frame with Standard Track Rollers and Two Carrier Rollers for Long Undercarriage	2690	5,930
Base Frame with Standard Track Rollers and Two Carrier Rollers for Long Undercarriage (blade compatible)	2980	6,560
Boom (including lines, pins, stick cylinder):		
Reach Boom 4.65 m (15'3")	1030	2,270
Variable Angle Boom (2.4 m [7'8"] Stub + 2.44 [8'0"] Fore)	1590	3,510
Sticks (including lines, pins, bucket cylinder, bucket linkage):		
Reach Stick R2.2 (7'3")	620	1,360
Reach Stick R2.5 (8'2")	590	1,300
Reach Stick R3.0 (9'10")	650	1,440
Reach Stick R2.2 (7'3") including HP, MP, QC AUX line	680	1,500
Reach Stick R2.5 (8'2") including HP, MP, QC AUX line	660	1,450
Buckets (without linkage, with tips and side cutters):		
0.53 m^3 (0.69 yd^3) General Duty Bucket	420	940
0.68 m^3 (0.89 yd^3) General Duty Bucket	500	1,090
0.76 m^3 (0.99 yd^3) General Duty Bucket	520	1,150
0.53 m^3 (0.69 yd^3) General Duty Bucket	460	1,010
Two Bucket Pins	20	50
Quick Coupler:		
Pin Grabber Quick Coupler	210	470

Dimensions

All dimensions are approximate and may vary depending on bucket selection.

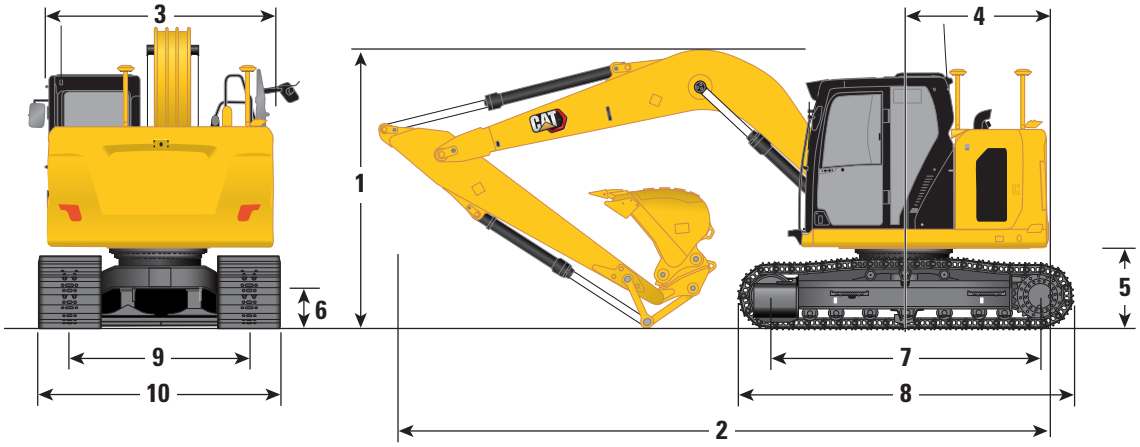

Boom Options	Reach Boom 4.65 m (15'3")					
Stick Options	**Reach Stick**					
	R2.2 (7'3")		**R2.5 (8'2")**		**R3.0 (9'10")**	
1 Machine Height:						
Top of Cab Height	2810 mm	9'3"	2810 mm	9'3"	2810 mm	9'3"
Top of FOGS Height	2960 mm	9'9"	2960 mm	9'9"	2960 mm	9'9"
Guardrails/Handrails Height	2860 mm	9'5"	2860 mm	9'5"	2860 mm	9'5"
With Boom/Stick/Bucket Installed (with stick cylinder lines)	2820 mm	9'3"	2890 mm	9'6"	3180 mm	10'5"
With Boom/Stick Installed (with stick cylinder lines)	2820 mm	9'3"	2890 mm	9'5"	3180 mm	10'5"
With Boom Installed (with stick cylinder lines)	2410 mm	7'11"	2410 mm	7'11"	2410 mm	7'11"
2 Machine Length (without blade):						
With Boom/Stick/Bucket Installed (with stick cylinder lines)	7420 mm	24'4"	7440 mm	24'5"	7530 mm	24'8"
With Boom/Stick Installed (with stick cylinder lines)	7420 mm	24'4"	7440 mm	24'5"	7530 mm	24'8"
With Boom Installed (with stick cylinder lines)	6640 mm	21'9"	6640 mm	21'9"	6640 mm	21'9"
Machine Length (with blade, blade rear):						
With Boom/Stick/Bucket Installed (with stick cylinder lines)	7990 mm	26'3"	8000 mm	26'3"	8090 mm	26'7"
With Boom/Stick Installed (with stick cylinder lines)	7990 mm	26'3"	8000 mm	26'3"	8090 mm	26'7"
With Boom Installed (with stick cylinder lines)	7200 mm	23'7"	7200 mm	23'7"	7200 mm	23'7"
3 Upperframe Width	2480 mm	8'2"	2480 mm	8'2"	2480 mm	8'2"
4 Tail Swing Radius – 3.83 mt (8,440 lb) Counterweight	1570 mm	5'2"	1570 mm	5'2"	1570 mm	5'2"
5 Counterweight Clearance	880 mm	2'11"	880 mm	2'11"	880 mm	2'11"
6 Ground Clearance	440 mm	1'5"	440 mm	1'5"	440 mm	1'5"
7 Track Length – Length to Center of Rollers	3040 mm	10'0"	3040 mm	10'0"	3040 mm	10'0"
8 Overall Track Length	3750 mm	12'4"	3750 mm	12'4"	3750 mm	12'4"
9 Track Gauge	1990 mm	6'6"	1990 mm	6'6"	1990 mm	6'6"
10 Track Width/Undercarriage Width:						
500 mm (20") Shoes (with steps)	2490 mm	8'2"	2490 mm	8'2"	2490 mm	8'2"
600 mm (24") Shoes	2590 mm	8'6"	2590 mm	8'6"	2590 mm	8'6"
700 mm (28") Shoes	2690 mm	8'10"	2690 mm	8'10"	2690 mm	8'10"
Bucket Type	GD		GD		GD	
Bucket Capacity	0.68 m^3	0.89 yd^3	0.53 m^3	0.69 yd^3	0.53 m^3	0.69 yd^3
Bucket Tip Radius	1240 mm	4'1"	1240 mm	4'1"	1240 mm	4'1"

315 Hydraulic Excavator Specifications

Dimensions

All dimensions are approximate and may vary depending on bucket selection.



Boom Options	Variable Angle Boom 2.4 m/2.44 m (7'8"/8'0")			
Stick Options	**Reach Stick**			
	R2.2 (7'3")		**R2.5 (8'2")**	
1 Machine Height:				
Top of Cab Height	2810 mm	9'3"	2810 mm	9'3"
Top of FOGS Height	2960 mm	9'9"	2960 mm	9'9"
Guardrails/Handrails Height	2860 mm	9'5"	2860 mm	9'5"
With Boom/Stick/Bucket Installed (with stick cylinder lines)	2790 mm	9'2"	2890 mm	9'6"
With Boom/Stick Installed (with stick cylinder lines)	2790 mm	9'2"	2890 mm	9'6"
With Boom Installed (with stick cylinder lines)	2200 mm	7'3"	2200 mm	7'3"
2 Machine Length (without blade):				
With Boom/Stick/Bucket Installed (with stick cylinder lines)	7520 mm	24'8"	7500 mm	24'7"
With Boom/Stick Installed (with stick cylinder lines)	7520 mm	24'8"	7500 mm	24'7"
With Boom Installed (with stick cylinder lines)	6730 mm	22'1"	6730 mm	22'1"
Machine Length (with blade, blade rear):				
With Boom/Stick/Bucket Installed (with stick cylinder lines)	8080 mm	26'6"	8060 mm	26'5"
With Boom/Stick Installed (with stick cylinder lines)	8080 mm	26'6"	8060 mm	26'5"
With Boom Installed (with stick cylinder lines)	7290 mm	23'11"	7290 mm	23'11"
3 Upperframe Width	2480 mm	8'2"	2480 mm	8'2"
4 Tail Swing Radius – 3.83 mt (8,440 lb) Counterweight	1570 mm	5'2"	1570 mm	5'2"
5 Counterweight Clearance	880 mm	2'11"	880 mm	2'11"
6 Ground Clearance	440 mm	1'5"	440 mm	1'5"
7 Track Length – Length to Center of Rollers	3040 mm	10'0"	3040 mm	10'0"
8 Overall Track Length	3750 mm	12'4"	3750 mm	12'4"
9 Track Gauge	1990 mm	6'6"	1990 mm	6'6"
10 Track Width/Undercarriage Width:				
500 mm (20") Shoes	2490 mm	8'2"	2490 mm	8'2"
600 mm (24") Shoes	2590 mm	8'6"	2590 mm	8'6"
700 mm (28") Shoes (with steps)	2690 mm	8'10"	2690 mm	8'10"
Bucket Type	GD		GD	
Bucket Capacity	0.68 m^3	0.89 yd^3	0.68 m^3	0.89 yd^3
Bucket Tip Radius	1240 mm	4'1"	1240 mm	4'1"

Working Ranges and Forces

All dimensions are approximate and may vary depending on bucket selection.

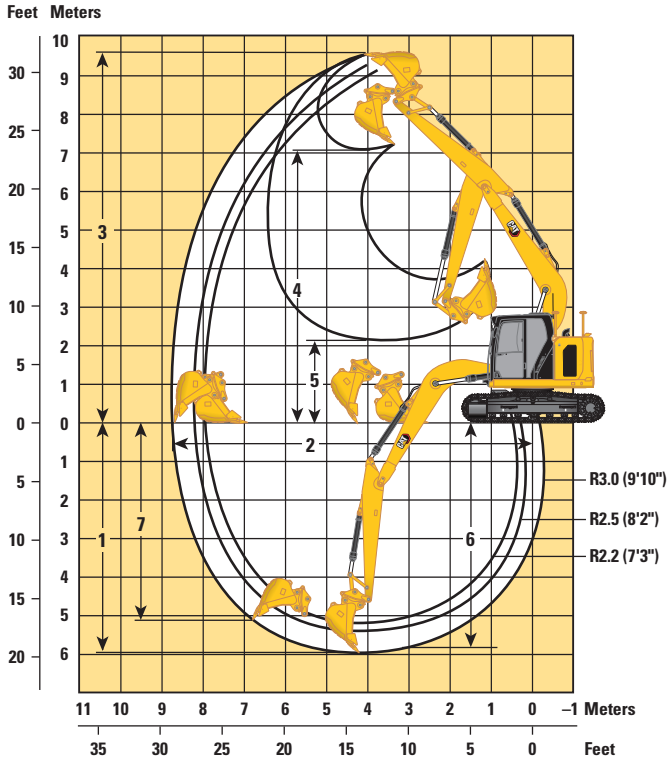

Boom Options	Reach Boom 4.65 m (15'3")					
Stick Options	Reach Stick					
	R2.2 (7'3")		R2.5 (8'2")		R3.0 (9'10")	
1 Maximum Digging Depth	5190 mm	17'0"	5490 mm	18'0"	5990 mm	19'8"
2 Maximum Reach at Ground Line	7940 mm	26'1"	8230 mm	27'0"	8690 mm	28'6"
3 Maximum Cutting Height	9090 mm	29'10"	9330 mm	30'7"	9690 mm	31'9"
4 Maximum Loading Height	6620 mm	21'9"	6850 mm	22'6"	7220 mm	23'8"
5 Minimum Loading Height	2800 mm	9'2"	2520 mm	8'3"	2080 mm	6'10"
6 Maximum Depth Cut for 2440 mm (8'0") Level Bottom	4960 mm	16'3"	5280 mm	17'4"	5810 mm	19'1"
7 Maximum Vertical Wall Digging Depth	4380 mm	14'4"	4740 mm	15'7"	5180 mm	17'0"
Minimum Working Equipment Radius	1890 mm	6'2"	1980 mm	6'5"	2240 mm	7'4"
Bucket Digging Force (ISO)	98.47 kN	22,140 lbf	98.45 kN	22,130 lbf	98.67 kN	22,180 lbf
Stick Digging Force (ISO)	59.29 kN	13,330 lbf	66.68 kN	14,990 lbf	59.29 kN	13,330 lbf
Bucket Type	GD		GD		GD	
Bucket Capacity	0.68 m^3	0.89 yd^3	0.53 m^3	0.69 yd^3	0.53 m^3	0.69 yd^3
Bucket Tip Radius	1240 mm	4'1"	1240 mm	4'1"	1240 mm	4'1"

315 Hydraulic Excavator Specifications

Working Ranges and Forces

All dimensions are approximate and may vary depending on bucket selection.

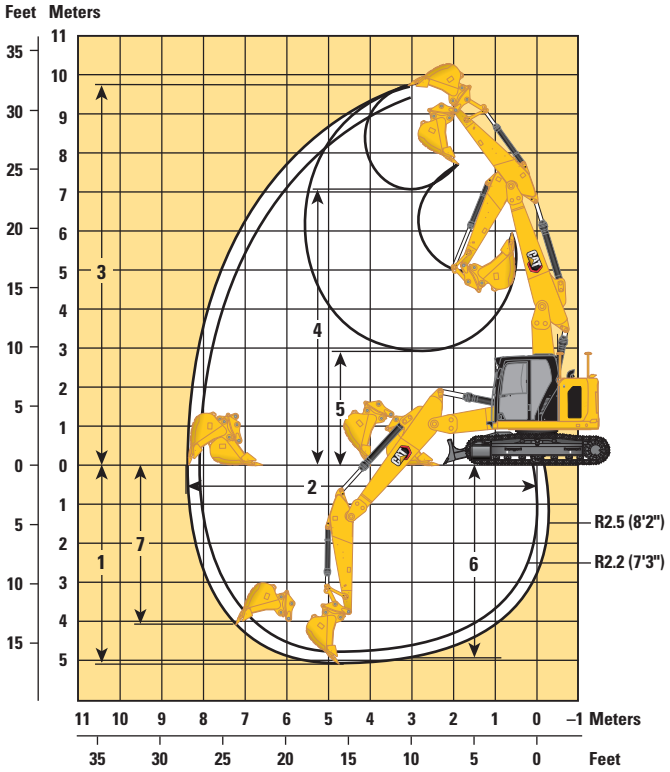

Boom Options	Variable Angle Boom 2.4 m/2.44 m (7'8"/8'0")			
Stick Options	**Reach Stick**			
	R2.2 (7'3")		**R2.5 (8'2")**	
1 Maximum Digging Depth	4720 mm	15'6"	5020 mm	16'6"
2 Maximum Reach at Ground Line	8090 mm	26'7"	8380 mm	27'6"
3 Maximum Cutting Height	9440 mm	31'0"	9700 mm	31'10"
4 Maximum Loading Height	6960 mm	22'10"	7220 mm	23'8"
5 Minimum Loading Height	3120 mm	10'3"	2860 mm	9'5"
6 Maximum Depth Cut for 2440 mm (8'0") Level Bottom	4590 mm	15'1"	4890 mm	16'1"
7 Maximum Vertical Wall Digging Depth	3760 mm	12'4"	4090 mm	13'5"
Minimum Working Equipment Radius	1820 mm	6'0"	1970 mm	6'6"
Bucket Digging Force (ISO)	98.47 kN	22,140 lbf	98.45 kN	22,130 lbf
Stick Digging Force (ISO)	72.85 kN	16,380 lbf	66.68 kN	14,990 lbf
Bucket Type	GD		GD	
Bucket Capacity	0.68 m^3	0.89 yd^3	0.68 m^3	0.89 yd^3
Bucket Tip Radius	1240 mm	4'1"	1240 mm	4'1"

Blade Working Ranges

All dimensions are approximate and may vary depending on bucket selection.

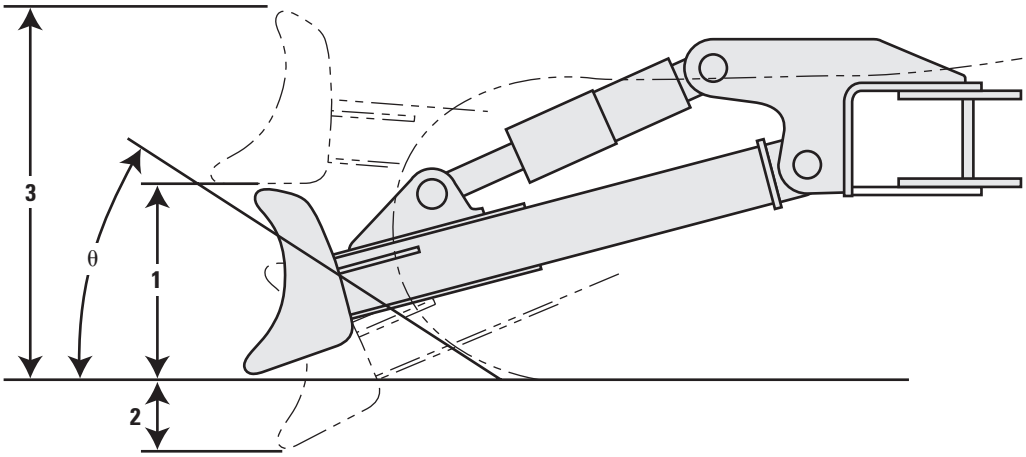

Blade Options	2500 mm (8'2")		2600 mm (8'6")		2700 mm (8'10")	
1 Blade Height	627 mm	2'1"	627 mm	2'1"	627 mm	2'1"
2 Maximum Lowering Depth from Ground	576 mm	1'11"	576 mm	1'11"	576 mm	1'11"
3 Maximum Raising Height above Ground	990 mm	3'3"	990 mm	3'3"	990 mm	3'3"
θ Approach Angle	24.3°		24.3°		24.3°	

315 Hydraulic Excavator Specifications

Reach Boom Lift Capacities – Counterweight: 3.83 mt (8,440 lb) – without Bucket

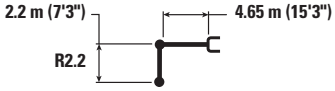

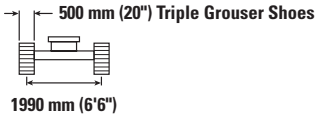

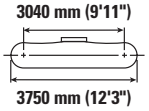

		1500 mm (5'0")		3000 mm (10'0")		4500 mm (15'0")		6000 mm (20'0")				
												mm ft/in
7500 mm 25'0"	kg lb			*4300	*4300					*4000 *9,200	*4000 *9,200	3120 9'4"
6000 mm 20'0"	kg lb			*10,400	*10,400	*4450 *9,350	4100 8,800			*3050 *6,750	*3050 *6,750	5110 16'5"
4500 mm 15'0"	kg lb			*5050 *10,950	*5050 *10,950	*4700 *10,200	4050 8,650	*3500 *6,250	2550 5,450	*2800 *6,200	2450 5,400	6140 20'0"
3000 mm 10'0"	kg lb			*7850 *16,800	7050 15,200	*5300 *11,500	3800 8,200	3900 8,350	2500 5,300	*2800 *6,150	2100 4,600	6680 21'10"
1500 mm 5'0"	kg lb					5850 12,550	3550 7,700	3800 8,150	2400 5,100	*2950 *6,500	1950 4,300	6850 22'5"
0 mm 0'0"	kg lb			*5850 *13,550	*5850 13,150	5650 12,150	3400 7,300	3700 7,950	2300 4,950	3200 7,000	2000 4,400	6670 21'10"
–1500 mm –5'0"	kg lb	*5100 *11,400	*5100 *11,400	*7400 *16,050	6150 13,150	*5350 *11,500	3350 7,200	*3650 *7,650	2300 4,950	*3450 *7,600	2250 4,950	6130 20'0"
–3000 mm –10'0"	kg lb			*5050 *10,850	*5050 *10,850	*3650 *7,650	3450 7,400			*2850 *6,200	*2850 *6,200	5080 16'6"

Reach Boom Lift Capacities – Counterweight: 3.83 mt (8,440 lb) – without Bucket

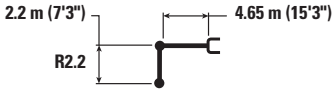

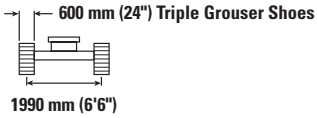

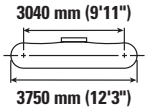

		1500 mm (5'0")		3000 mm (10'0")		4500 mm (15'0")		6000 mm (20'0")				
												mm ft/in
7500 mm 25'0"	kg lb			*4300	*4300					*4000 *9,200	*4000 *9,200	3120 9'4"
6000 mm 20'0"	kg lb			*10,400	*10,400	*4450 *9,350	4150 8,900			*3050 *6,750	*3050 *6,750	5110 16'5"
4500 mm 15'0"	kg lb			*5050 *10,950	*5050 *10,950	*4700 *10,200	4100 8,800	*3500 *6,250	2600 5,500	*2800 *6,200	2500 5,500	6140 20'0"
3000 mm 10'0"	kg lb			*7850 *16,800	7150 15,450	*5300 *11,500	3900 8,350	3950 8,500	2550 5,400	*2800 *6,150	2150 4,700	6680 21'10"
1500 mm 5'0"	kg lb					*5900 *12,750	3650 7,800	3850 8,300	2450 5,200	*2950 *6,500	2000 4,400	6850 22'5"
0 mm 0'0"	kg lb			*5850 *13,550	*5850 13,400	5750 12,400	3450 7,450	3750 8,100	2350 5,050	3250 7,150	2050 4,450	6670 21'10"
–1500 mm –5'0"	kg lb	*5100 *11,400	*5100 *11,400	*7400 *16,050	6250 13,400	*5350 *11,500	3400 7,350	*3650 *7,650	2350 5,050	*3450 *7,600	2300 5,000	6130 20'0"
–3000 mm –10'0"	kg lb			*5050 *10,850	*5050 *10,850	*3650 *7,650	3500 7,500			*2850 *6,200	*2850 *6,200	5080 16'6"

ISO 10567

* Indicates that the load is limited by hydraulic lifting capacity rather than tipping load. The above loads are in compliance with hydraulic excavator lift capacity standard ISO 10567:2007. They do not exceed 87% of hydraulic lifting capacity or 75% of tipping load. Weight of all lifting accessories must be deducted from the above lifting capacities. Lifting capacities are based on the machine standing on a firm, uniform supporting surface. The use of a work tool attachment point to handle/lift objects, could affect the machine lift performance.

Lift capacity stays with ±5% for all available track shoes.

Always refer to the appropriate Operation and Maintenance Manual for specific product information.

Reach Boom Lift Capacities – Counterweight: 3.83 mt (8,440 lb) – without Bucket

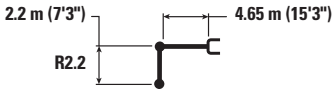

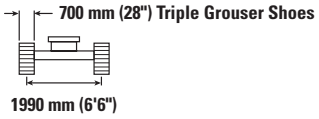

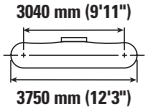

		1500 mm (5'0")		3000 mm (10'0")		4500 mm (15'0")		6000 mm (20'0")				
												mm ft/in
7500 mm **25'0"**	kg **lb**			*4300	*4300					*4000 ***9,200**	*4000 ***9,200**	3120 **9'4"**
6000 mm **20'0"**	kg **lb**			 ***10,400**	 ***10,400**	*4450 ***9,350**	4200 **9,000**			*3050 ***6,750**	*3050 ***6,750**	5110 **16'5"**
4500 mm **15'0"**	kg **lb**			*5050 ***10,950**	*5050 ***10,950**	*4700 ***10,200**	4150 **8,900**	*3500 ***6,250**	2600 **5,600**	*2800 ***6,200**	2500 **5,600**	6140 **20'0"**
3000 mm **10'0"**	kg **lb**			*7850 ***16,800**	7250 **15,600**	*5300 ***11,500**	3950 **8,450**	4000 **8,600**	2550 **5,500**	*2800 ***6,150**	2150 **4,750**	6680 **21'10"**
1500 mm **5'0"**	kg **lb**					*5900 ***12,750**	3700 **7,900**	3900 **8,400**	2450 **5,300**	*2950 ***6,500**	2050 **4,450**	6850 **22'5"**
0 mm **0'0"**	kg **lb**			*5850 ***13,550**	*5850 ***13,550**	5850 **12,550**	3500 **7,550**	3800 **8,200**	2400 **5,100**	3300 **7,250**	2050 **4,550**	6670 **21'10"**
–1500 mm **–5'0"**	kg **lb**	*5100 ***11,400**	*5100 ***11,400**	*7400 ***16,050**	6350 **13,600**	*5350 ***11,500**	3450 **7,450**	*3650 ***7,650**	2350 **5,100**	*3450 ***7,600**	2300 **5,100**	6130 **20'0"**
–3000 mm **–10'0"**	kg **lb**			*5050 ***10,850**	*5050 ***10,850**	*3650 ***7,650**	3550 **7,600**			*2850 ***6,200**	*2850 ***6,200**	5080 **16'6"**

* **ISO 10567**

* Indicates that the load is limited by hydraulic lifting capacity rather than tipping load. The above loads are in compliance with hydraulic excavator lift capacity standard ISO 10567:2007. They do not exceed 87% of hydraulic lifting capacity or 75% of tipping load. Weight of all lifting accessories must be deducted from the above lifting capacities. Lifting capacities are based on the machine standing on a firm, uniform supporting surface. The use of a work tool attachment point to handle/lift objects, could affect the machine lift performance.

Lift capacity stays with ±5% for all available track shoes.

Always refer to the appropriate Operation and Maintenance Manual for specific product information.

315 Hydraulic Excavator Specifications

Reach Boom Lift Capacities – Counterweight: 3.83 mt (8,440 lb) – without Bucket

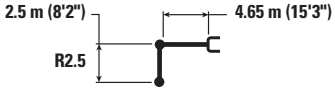

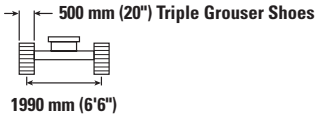

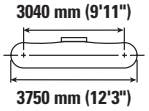

		1500 mm (5'0")		3000 mm (10'0")		4500 mm (15'0")		6000 mm (20'0")				
												mm ft/in
7500 mm 25'0"	kg lb			*4350 *9,200	*4350 *9,200					*3250 *7,450	*3250 *7,450	3710 11'5"
6000 mm 20'0"	kg lb					*4050 *8,750	*4050 *8,750			*2600 *5,800	*2600 *5,800	5490 17'8"
4500 mm 15'0"	kg lb			*4150 *9,050	*4150 *9,050	*4500 *9,750	4100 8,800	*3700 *7,600	2600 5,550	*2450 *5,350	2300 5,100	6460 21'0"
3000 mm 10'0"	kg lb			*7400 *15,850	7250 15,600	*5150 *11,150	3900 8,350	3950 8,450	2550 5,400	*2450 *5,350	2000 4,400	6970 22'9"
1500 mm 5'0"	kg lb			*6800 *16,700	6500 13,950	*5850 *12,600	3650 7,800	3800 8,200	2400 5,200	*2550 *5,600	1900 4,100	7130 23'4"
0 mm 0'0"	kg lb			*6250 *14,500	6200 13,300	5700 12,250	3450 7,400	3750 8,000	2350 5,000	*2850 *6,250	1900 4,200	6960 22'9"
–1500 mm –5'0"	kg lb	*4750 *10,700	*4750 *10,700	*7900 *17,150	6150 13,200	*5550 *11,950	3400 7,250	3700 7,950	2300 4,950	3350 7,400	2100 4,650	6440 21'0"
–3000 mm –10'0"	kg lb	*7300 *15,650	*7300 *15,650	*5750 *12,350	*5750 *12,350	*4150 *8,750	3400 7,350			*2950 *6,400	2650 5,900	5460 17'9"

Reach Boom Lift Capacities – Counterweight: 3.83 mt (8,440 lb) – without Bucket

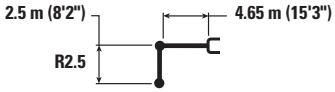

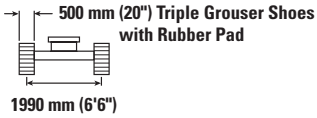

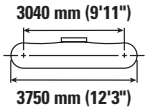

		1500 mm (5'0")		3000 mm (10'0")		4500 mm (15'0")		6000 mm (20'0")				
												mm ft/in
7500 mm 25'0"	kg lb			*4350 *9,200	*4350 *9,200					*3250 *7,450	*3250 *7,450	3710 11'5"
6000 mm 20'0"	kg lb					*4050 *8,750	*4050 *8,750			*2600 *5,800	*2600 *5,800	5490 17'8"
4500 mm 15'0"	kg lb			*4150 *9,050	*4150 *9,050	*4500 *9,750	4200 9,050	*3700 *7,600	2700 5,750	*2450 *5,350	2350 5,250	6460 21'0"
3000 mm 10'0"	kg lb			*7400 *15,850	*7400 *15,850	*5150 *11,150	4000 8,600	4050 8,750	2600 5,600	*2450 *5,350	2050 4,550	6970 22'9"
1500 mm 5'0"	kg lb			*6800 *16,700	6700 14,400	*5850 *12,600	3750 8,050	3950 8,500	2500 5,350	*2550 *5,600	1950 4,250	7130 23'4"
0 mm 0'0"	kg lb			*6250 *14,500	*6250 13,750	5900 12,700	3550 7,650	3850 8,300	2400 5,200	*2850 *6,250	2000 4,350	6960 22'9"
–1500 mm –5'0"	kg lb	*4750 *10,700	*4750 *10,700	*7900 *17,150	6350 13,650	*5550 *11,950	3500 7,500	3800 8,200	2400 5,100	*3400 *7,450	2200 4,800	6440 21'0"
–3000 mm –10'0"	kg lb	*7300 *15,650	*7300 *15,650	*5750 *12,350	*5750 *12,350	*4150 *8,750	3550 7,600			*2950 *6,400	2750 6,100	5460 17'9"

ISO 10567

*Indicates that the load is limited by hydraulic lifting capacity rather than tipping load. The above loads are in compliance with hydraulic excavator lift capacity standard ISO 10567:2007. They do not exceed 87% of hydraulic lifting capacity or 75% of tipping load. Weight of all lifting accessories must be deducted from the above lifting capacities. Lifting capacities are based on the machine standing on a firm, uniform supporting surface. The use of a work tool attachment point to handle/lift objects, could affect the machine lift performance.

Lift capacity stays with ±5% for all available track shoes.

Always refer to the appropriate Operation and Maintenance Manual for specific product information.

Reach Boom Lift Capacities – Counterweight: 3.83 mt (8,440 lb) – without Bucket

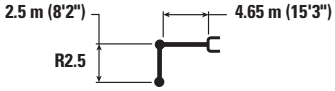

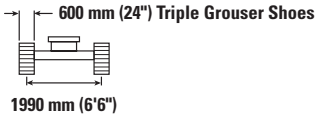

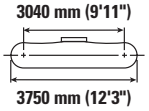

		1500 mm (5'0")		3000 mm (10'0")		4500 mm (15'0")		6000 mm (20'0")				
												mm ft/in
7500 mm 25'0"	kg lb			*4350 *9,200	*4350 *9,200					*3250 *7,450	*3250 *7,450	3710 11'5"
6000 mm 20'0"	kg lb					*4050 *8,750	*4050 *8,750			*2600 *5,800	*2600 *5,800	5490 17'8"
4500 mm 15'0"	kg lb			*4150 *9,050	*4150 *9,050	*4500 *9,750	4150 8,950	*3700 *7,600	2650 5,650	*2450 *5,350	2350 5,150	6460 21'0"
3000 mm 10'0"	kg lb			*7400 *15,850	7350 15,850	*5150 *11,150	3950 8,500	4000 8,600	2550 5,500	*2450 *5,350	2050 4,450	6970 22'9"
1500 mm 5'0"	kg lb			*6800 *16,700	6600 14,200	*5850 *12,600	3700 7,950	3900 8,350	2450 5,300	*2550 *5,600	1900 4,200	7130 23'4"
0 mm 0'0"	kg lb			*6250 *14,500	*6250 13,550	5800 12,500	3500 7,550	3800 8,150	2400 5,100	*2850 *6,250	1950 4,250	6960 22'9"
–1500 mm –5'0"	kg lb	*4750 *10,700	*4750 *10,700	*7900 *17,150	6250 13,450	*5550 *11,950	3450 7,400	3750 8,100	2350 5,050	*3400 *7,450	2150 4,700	6440 21'0"
–3000 mm –10'0"	kg lb	*7300 *15,650	*7300 *15,650	*5750 *12,350	*5750 *12,350	*4150 *8,750	3500 7,500			*2950 *6,400	2700 6,000	5460 17'9"

Reach Boom Lift Capacities – Counterweight: 3.83 mt (8,440 lb) – without Bucket

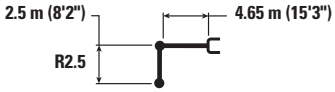

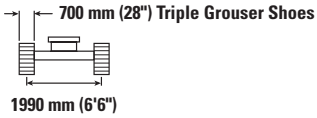

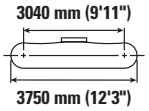

		1500 mm (5'0")		3000 mm (10'0")		4500 mm (15'0")		6000 mm (20'0")				
												mm ft/in
7500 mm 25'0"	kg lb			*4350 *9,200	*4350 *9,200					*3250 *7,450	*3250 *7,450	3710 11'5"
6000 mm 20'0"	kg lb					*4050 *8,750	*4050 *8,750			*2600 *5,800	*2600 *5,800	5490 17'8"
4500 mm 15'0"	kg lb			*4150 *9,050	*4150 *9,050	*4500 *9,750	4200 9,050	*3700 *7,600	2700 5,700	*2450 *5,350	2350 5,250	6460 21'0"
3000 mm 10'0"	kg lb			*7400 *15,850	*7400 *15,850	*5150 *11,150	4000 8,600	4050 8,700	2600 5,600	*2450 *5,350	2050 4,550	6970 22'9"
1500 mm 5'0"	kg lb			*6800 *16,700	6700 14,400	*5850 *12,600	3750 8,050	3950 8,450	2500 5,350	*2550 *5,600	1950 4,250	7130 23'4"
0 mm 0'0"	kg lb			*6250 *14,500	*6250 13,700	5900 12,650	3550 7,650	3850 8,250	2400 5,150	*2850 *6,250	1950 4,300	6960 22'9"
–1500 mm –5'0"	kg lb	*4750 *10,700	*4750 *10,700	*7900 *17,150	6350 13,650	*5550 *11,950	3500 7,500	3800 8,200	2400 5,100	*3400 *7,450	2200 4,800	6440 21'0"
–3000 mm –10'0"	kg lb	*7300 *15,650	*7300 *15,650	*5750 *12,350	*5750 *12,350	*4150 *8,750	3550 7,600			*2950 *6,400	2750 6,100	5460 17'9"

ISO 10567

*Indicates that the load is limited by hydraulic lifting capacity rather than tipping load. The above loads are in compliance with hydraulic excavator lift capacity standard ISO 10567:2007. They do not exceed 87% of hydraulic lifting capacity or 75% of tipping load. Weight of all lifting accessories must be deducted from the above lifting capacities. Lifting capacities are based on the machine standing on a firm, uniform supporting surface. The use of a work tool attachment point to handle/lift objects, could affect the machine lift performance.

Lift capacity stays with ±5% for all available track shoes.

Always refer to the appropriate Operation and Maintenance Manual for specific product information.

315 Hydraulic Excavator Specifications

Reach Boom Lift Capacities – Counterweight: 3.83 mt (8,440 lb) – without Bucket

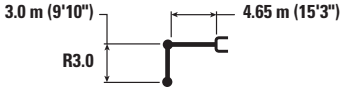

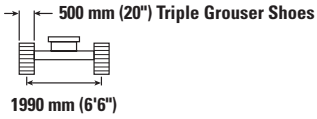

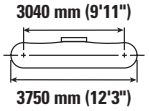

		1500 mm (5'0")		3000 mm (10'0")		4500 mm (15'0")		6000 mm (20'0")		7500 mm (25'0")				
														mm ft/in
7500 mm 25'0"	kg lb					*2700	*2700					*2600 *5,850	*2600 *5,850	4540 14'3"
6000 mm 20'0"	kg lb					*3450 *7,550	*3450 *7,550	*2400	*2400			*2200 *4,850	*2200 *4,850	6070 19'8"
4500 mm 15'0"	kg lb					*3650 *7,950	*3650 *7,950	*3450 *7,400	2650 5,650			*2050 *4,500	2050 4,500	6960 22'8"
3000 mm 10'0"	kg lb			*5850 *12,100	*5850 *12,100	*4800 *10,350	3950 8,500	*3950 8,500	2550 5,450			*2050 *4,500	1800 3,950	7440 24'4"
1500 mm 5'0"	kg lb			*8750 *18,800	6650 14,300	*5600 *12,050	3650 7,900	3850 8,200	2400 5,200	*2500	1750	*2150 *4,750	1700 3,700	7590 24'10"
0 mm 0'0"	kg lb			*7000 *16,150	6200 13,300	5700 12,300	3450 7,400	3700 7,950	2300 4,950			*2400 *5,250	1700 3,750	7430 24'4"
–1500 mm –5'0"	kg lb	*4300 *9,650	*4300 *9,650	*8500 *18,350	6100 13,050	5600 12,000	3350 7,200	3650 7,850	2250 4,850			*2850 *6,250	1850 4,100	6940 22'8"
–3000 mm –10'0"	kg lb	*7450 *16,700	*7450 *16,700	*6650 *14,350	6150 13,150	*4700 *10,000	3350 7,200	*3000	2300			*2950 *6,400	2250 5,000	6050 19'8"
–4500 mm –15'0"	kg lb			*3450 *7,050	*3450 *7,050							*2050 *4,250	*2050 *4,250	4490 14'4"

Reach Boom Lift Capacities – Counterweight: 3.83 mt (8,440 lb) – without Bucket

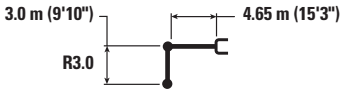

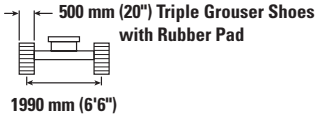

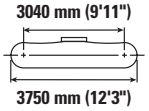

		1500 mm (5'0")		3000 mm (10'0")		4500 mm (15'0")		6000 mm (20'0")		7500 mm (25'0")				
														mm ft/in
7500 mm 25'0"	kg lb					*2700	*2700					*2600 *5,850	*2600 *5,850	4540 14'3"
6000 mm 20'0"	kg lb					*3450 *7,550	*3450 *7,550	*2400	*2400			*2200 *4,850	*2200 *4,850	6070 19'8"
4500 mm 15'0"	kg lb					*3650 *7,950	*3650 *7,950	*3450 *7,400	2700 5,800			*2050 *4,500	*2050 *4,500	6960 22'8"
3000 mm 10'0"	kg lb			*5850 *12,100	*5850 *12,100	*4800 *10,350	4050 8,750	*3950 *8,550	2650 5,650			*2050 *4,500	1850 4,100	7440 24'4"
1500 mm 5'0"	kg lb			*8750 *18,800	6850 14,750	*5600 *12,050	3800 8,150	3950 8,500	2500 5,400	*2500	1800	*2150 *4,750	1750 3,850	7590 24'10"
0 mm 0'0"	kg lb			*7000 *16,150	6400 13,750	5900 12,700	3550 7,650	3850 8,250	2400 5,150			*2400 *5,250	1800 3,900	7430 24'4"
–1500 mm –5'0"	kg lb	*4300 *9,650	*4300 *9,650	*8500 *18,350	6300 13,500	*5750 *12,400	3450 7,450	3800 8,100	2350 5,050			*2850 *6,250	1950 4,250	6940 22'8"
–3000 mm –10'0"	kg lb	*7450 *16,700	*7450 *16,700	*6650 *14,350	6350 13,600	*4700 *10,000	3450 7,450	*3000	2350			*2950 *6,400	2350 5,200	6050 19'8"
–4500 mm –15'0"	kg lb			*3450 *7,050	*3450 *7,050							*2050 *4,250	*2050 *4,250	4490 14'4"

ISO 10567

* Indicates that the load is limited by hydraulic lifting capacity rather than tipping load. The above loads are in compliance with hydraulic excavator lift capacity standard ISO 10567:2007. They do not exceed 87% of hydraulic lifting capacity or 75% of tipping load. Weight of all lifting accessories must be deducted from the above lifting capacities. Lifting capacities are based on the machine standing on a firm, uniform supporting surface. The use of a work tool attachment point to handle/lift objects, could affect the machine lift performance.

VA cylinder is flexible.

Lift capacity stays with ±5% for all available track shoes.

Always refer to the appropriate Operation and Maintenance Manual for specific product information.

Reach Boom Lift Capacities – Counterweight: 3.83 mt (8,440 lb) – without Bucket

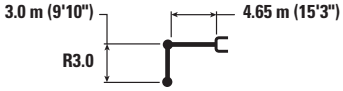

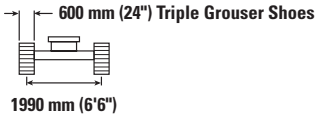

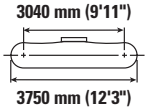

		1500 mm (5'0")		3000 mm (10'0")		4500 mm (15'0")		6000 mm (20'0")		7500 mm (25'0")				
														mm ft/in
7500 mm 25'0"	kg lb					*2700	*2700					*2600 *5,850	*2600 *5,850	4540 14'3"
6000 mm 20'0"	kg lb					*3450 *7,550	*3450 *7,550	*2400	*2400			*2200 *4,850	*2200 *4,850	6070 19'8"
4500 mm 15'0"	kg lb					*3650 *7,950	*3650 *7,950	*3450 *7,400	2700 5,750			*2050 *4,500	*2050 *4,500	6960 22'8"
3000 mm 10'0"	kg lb			*5850 *12,100	*5850 *12,100	*4800 *10,350	4000 8,600	*3950 *8,550	2600 5,550			*2050 *4,500	1850 4,000	7440 24'4"
1500 mm 5'0"	kg lb			*8750 *18,800	6750 14,550	*5600 *12,050	3750 8,050	3900 8,350	2450 5,300	*2500	1750	*2150 *4,750	1750 3,800	7590 24'10"
0 mm 0'0"	kg lb			*7000 *16,150	6300 13,550	5850 12,500	3500 7,550	3800 8,100	2350 5,050			*2400 *5,250	1750 3,850	7430 24'4"
–1500 mm –5'0"	kg lb	*4300 *9,650	*4300 *9,650	*8500 *18,350	6200 13,300	5700 12,250	3400 7,300	3700 8,000	2300 4,950			*2850 *6,250	1900 4,200	6940 22'8"
–3000 mm –10'0"	kg lb	*7450 *16,700	*7450 *16,700	*6650 *14,350	6250 13,400	*4700 *10,000	3400 7,350	*3000	2350			*2950 *6,400	2300 5,100	6050 19'8"
–4500 mm –15'0"	kg lb			*3450 *7,050	*3450 *7,050							*2050 *4,250	*2050 *4,250	4490 14'4"

Reach Boom Lift Capacities – Counterweight: 3.83 mt (8,440 lb) – without Bucket

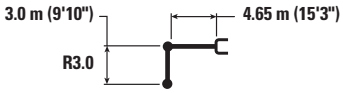

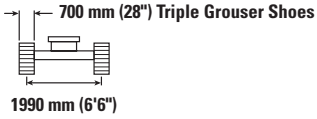

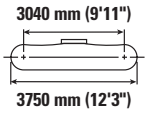

		1500 mm (5'0")		3000 mm (10'0")		4500 mm (15'0")		6000 mm (20'0")		7500 mm (25'0")				
														mm ft/in
7500 mm 25'0"	kg lb					*2700	*2700					*2600 *5,850	*2600 *5,850	4540 14'3"
6000 mm 20'0"	kg lb					*3450 *7,550	*3450 *7,550	*2400	*2400			*2200 *4,850	*2200 *4,850	6070 19'8"
4500 mm 15'0"	kg lb					*3650 *7,950	*3650 *7,950	*3450 *7,400	2700 5,800			*2050 *4,500	*2050 *4,500	6960 22'8"
3000 mm 10'0"	kg lb			*5850 *12,100	*5850 *12,100	*4800 *10,350	4050 8,700	*3950 *8,550	2600 5,600			*2050 *4,500	1850 4,100	7440 24'4"
1500 mm 5'0"	kg lb			*8750 *18,800	6850 14,750	*5600 *12,050	3800 8,150	3950 8,500	2500 5,350	*2500	1800	*2150 *4,750	1750 3,850	7590 24'10"
0 mm 0'0"	kg lb			*7000 *16,150	6400 13,750	5900 12,650	3550 7,650	3850 8,250	2400 5,150			*2400 *5,250	1800 3,900	7430 24'4"
–1500 mm –5'0"	kg lb	*4300 *9,650	*4300 *9,650	*8500 *18,350	6300 13,450	*5750 *12,400	3450 7,400	3750 8,100	2350 5,000			*2850 *6,250	1950 4,250	6940 22'8"
–3000 mm –10'0"	kg lb	*7450 *16,700	*7450 *16,700	*6650 *14,350	6350 13,600	*4700 *10,000	3450 7,450	*3000	2350			*2950 *6,400	2350 5,200	6050 19'8"
–4500 mm –15'0"	kg lb			*3450 *7,050	*3450 *7,050							*2050 *4,250	*2050 *4,250	4490 14'4"

* ISO 10567

* Indicates that the load is limited by hydraulic lifting capacity rather than tipping load. The above loads are in compliance with hydraulic excavator lift capacity standard ISO 10567:2007. They do not exceed 87% of hydraulic lifting capacity or 75% of tipping load. Weight of all lifting accessories must be deducted from the above lifting capacities. Lifting capacities are based on the machine standing on a firm, uniform supporting surface. The use of a work tool attachment point to handle/lift objects, could affect the machine lift performance.

VA cylinder is flexible.

Lift capacity stays with ±5% for all available track shoes.

Always refer to the appropriate Operation and Maintenance Manual for specific product information.

315 Hydraulic Excavator Specifications

Variable Angle Boom Lift Capacities – Counterweight: 3.83 mt (8,440 lb) – without Bucket

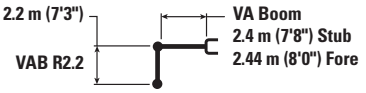



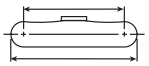

		3000 mm (5'0")		4500 mm (15'0")		6000 mm (20'0")				mm ft/in
7500 mm 25'0"	kg lb	*4750 *9,450	*4750 *9,450					*3700 *8,450	*3700 *8,450	3420 10'5"
6000 mm 20'0"	kg lb	*4650 *10,300	*4650 *10,300	*4600 *9,800	4100 8,750			*2800 *6,200	*2800 *6,200	5300 17'1"
4500 mm 15'0"	kg lb	*5050 *10,900	*5050 *10,900	*5300 *11,500	4000 8,600	*3900 *7,600	2500 5,300	*2550 *5,650	2250 5,050	6300 20'6"
3000 mm 10'0"	kg lb	*9200 *19,850	6900 14,850	*6000 *13,000	3750 8,000	3850 8,250	2400 5,150	*2500 *5,550	1950 4,250	6830 22'4"
1500 mm 5'0"	kg lb			5750 12,350	3450 7,400	3700 8,000	2300 4,900	*2600 *5,750	1800 4,000	6990 22'10"
0 mm 0'0"	kg lb	*5050 *11,700	*5050 *11,700	*5050 *10,900	3250 6,950	*3500 *7,500	2200 4,700	*2500 *5,450	1850 4,050	6820 22'4"
–1500 mm –5'0"	kg lb	*3500 *7,700	*3500 *7,700	*3350 *7,250	3200 6,900	*2050 *4,150	*2050 *4,150	*1600 *3,400	*1600 *3,400	6280 20'6"

Variable Angle Boom Lift Capacities – Counterweight: 3.83 mt (8,440 lb) – without Bucket

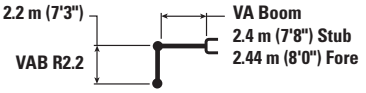

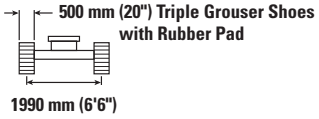

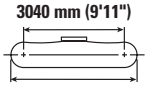

		3000 mm (5'0")		4500 mm (15'0")		6000 mm (20'0")				mm ft/in
7500 mm 25'0"	kg lb	*4750 *9,450	*4750 *9,450					*3700 *8,450	*3700 *8,450	3420 10'5"
6000 mm 20'0"	kg lb	*4650 *10,300	*4650 *10,300	*4600 *9,800	4200 9,000			*2800 *6,200	*2800 *6,200	5300 17'1"
4500 mm 15'0"	kg lb	*5050 *10,900	*5050 *10,900	*5300 *11,500	4100 8,850	*3900 *7,600	2550 5,500	*2550 *5,650	2350 5,200	6300 20'6"
3000 mm 10'0"	kg lb	*9200 *19,850	7100 15,350	*6000 *13,000	3850 8,250	4000 8,550	2500 5,350	*2500 *5,550	2000 4,450	6830 22'4"
1500 mm 5'0"	kg lb			*5900 12,800	3550 7,650	3850 8,250	2350 5,100	*2600 *5,750	1900 4,150	6990 22'10"
0 mm 0'0"	kg lb	*5050 *11,700	*5050 *11,700	*5050 *10,900	3350 7,250	*3500 *7,500	2300 4,900	*2500 *5,450	1900 4,200	6820 22'4"
–1500 mm –5'0"	kg lb	*3500 *7,700	*3500 *7,700	*3350 *7,250	3300 7,150	*2050 *4,150	*2050 *4,150	*1600 *3,400	*1600 *3,400	6280 20'6"

* ISO 10567

*Indicates that the load is limited by hydraulic lifting capacity rather than tipping load. The above loads are in compliance with hydraulic excavator lift capacity standard ISO 10567:2007. They do not exceed 87% of hydraulic lifting capacity or 75% of tipping load. Weight of all lifting accessories must be deducted from the above lifting capacities. Lifting capacities are based on the machine standing on a firm, uniform supporting surface. The use of a work tool attachment point to handle/lift objects, could affect the machine lift performance.

Max Length of VAB.

Lift capacity stays with ±5% for all available track shoes.

Always refer to the appropriate Operation and Maintenance Manual for specific product information.

Variable Angle Boom Lift Capacities – Counterweight: 3.83 mt (8,440 lb) – without Bucket

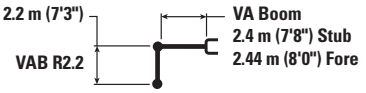

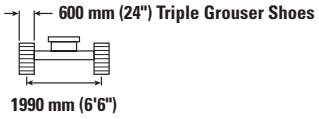

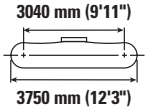

		3000 mm (5'0")		4500 mm (15'0")		6000 mm (20'0")				
										mm ft/in
7500 mm 25'0"	kg lb	*4750 *9,450	*4750 *9,450					*3700 *8,450	*3700 *8,450	3420 10'5"
6000 mm 20'0"	kg lb	*4650 *10,300	*4650 *10,300	*4600 *9,800	4150 8,900			*2800 *6,200	*2800 *6,200	5300 17'1"
4500 mm 15'0"	kg lb	*5050 *10,900	*5050 *10,900	*5300 *11,500	4050 8,700	*3900 *7,600	2550 5,400	*2550 *5,650	2300 5,100	6300 20'6"
3000 mm 10'0"	kg lb	*9200 *19,850	7000 15,100	*6000 *13,000	3800 8,150	3900 8,400	2450 5,250	*2500 *5,550	2000 4,350	6830 22'4"
1500 mm 5'0"	kg lb			5850 12,600	3500 7,500	3800 8,100	2350 5,000	*2600 *5,750	1850 4,050	6990 22'10"
0 mm 0'0"	kg lb	*5050 *11,700	*5050 *11,700	*5050 *10,900	3300 7,100	*3500 *7,500	2250 4,800	*2500 *5,450	1900 4,150	6820 22'4"
–1500 mm –5'0"	kg lb	*3500 *7,700	*3500 *7,700	*3350 *7,250	3250 7,000	*2050 *4,150	*2050 *4,150	*1600 *3,400	*1600 *3,400	6280 20'6"

Variable Angle Boom Lift Capacities – Counterweight: 3.83 mt (8,440 lb) – without Bucket

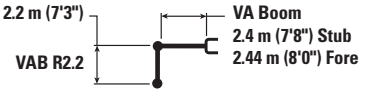

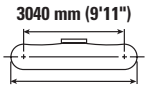

		3000 mm (5'0")		4500 mm (15'0")		6000 mm (20'0")				
										mm ft/in
7500 mm 25'0"	kg lb	*4750 *9,450	*4750 *9,450					*3700 *8,450	*3700 *8,450	3420 10'5"
6000 mm 20'0"	kg lb	*4650 *10,300	*4650 *10,300	*4600 *9,800	4200 9,000			*2800 *6,200	*2800 *6,200	5300 17'1"
4500 mm 15'0"	kg lb	*5050 *10,900	*5050 *10,900	*5300 *11,500	4100 8,800	*3900 *7,600	2550 5,450	*2550 *5,650	2350 5,200	6300 20'6"
3000 mm 10'0"	kg lb	*9200 *19,850	7100 15,300	*6000 *13,000	3850 8,250	3950 8,500	2500 5,300	*2500 *5,550	2000 4,400	6830 22'4"
1500 mm 5'0"	kg lb			*5900 12,750	3550 7,600	3850 8,250	2350 5,050	*2600 *5,750	1900 4,150	6990 22'10"
0 mm 0'0"	kg lb	*5050 *11,700	*5050 *11,700	*5050 *10,900	3350 7,200	*3500 *7,500	2250 4,900	*2500 *5,450	1900 4,200	6820 22'4"
–1500 mm –5'0"	kg lb	*3500 *7,700	*3500 *7,700	*3350 *7,250	3300 7,100	*2050 *4,150	*2050 *4,150	*1600 *3,400	*1600 *3,400	6280 20'6"

* ISO 10567

* Indicates that the load is limited by hydraulic lifting capacity rather than tipping load. The above loads are in compliance with hydraulic excavator lift capacity standard ISO 10567:2007. They do not exceed 87% of hydraulic lifting capacity or 75% of tipping load. Weight of all lifting accessories must be deducted from the above lifting capacities. Lifting capacities are based on the machine standing on a firm, uniform supporting surface. The use of a work tool attachment point to handle/lift objects, could affect the machine lift performance.

Max Length of VAB.

Lift capacity stays with ±5% for all available track shoes.

Always refer to the appropriate Operation and Maintenance Manual for specific product information.

315 Hydraulic Excavator Specifications

Variable Angle Boom Lift Capacities – Counterweight: 3.83 mt (8,440 lb) – without Bucket

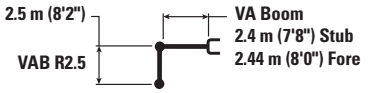



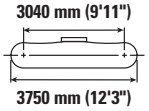

		3000 mm (5'0")		4500 mm (15'0")		6000 mm (20'0")				
										mm ft/in
7500 mm **25'0"**	kg **lb**	*4450 ***9,650**	*4450 ***9,650**					*3000 ***6,850**	*3000 ***6,850**	3990 **12'5"**
6000 mm **20'0"**	kg **lb**	*4000 ***8,850**	*4000 ***8,850**	*4100 ***8,950**	*4100 **8,950**			*2400 ***5,300**	*2400 ***5,300**	5680 **18'4"**
4500 mm **15'0"**	kg **lb**	*4100 ***8,950**	*4100 ***8,950**	*4550 ***9,900**	4100 **8,750**	*3900 ***8,150**	2550 **5,450**	*2200 ***4,850**	2150 **4,700**	6620 **21'6"**
3000 mm **10'0"**	kg **lb**	*9050 ***19,450**	7150 **15,350**	*5900 ***12,650**	3800 **8,200**	3900 **8,350**	2450 **5,250**	*2200 ***4,800**	1850 **4,050**	7120 **23'3"**
1500 mm **5'0"**	kg **lb**			5850 **12,550**	3500 **7,550**	3750 **8,050**	2350 **5,000**	*2250 ***4,950**	1750 **3,800**	7270 **23'10"**
0 mm **0'0"**	kg **lb**	*5500 ***12,750**	*5500 **12,650**	5300 ***11,500**	3300 **7,050**	3650 **7,850**	2200 **4,750**	*2450 ***5,400**	1750 **3,850**	7110 **23'3"**
–1500 mm **–5'0"**	kg **lb**	*4400 ***9,600**	*4400 ***9,600**	*3800 ***8,150**	3200 **6,900**	*2500 ***5,250**	2200 **4,700**	*1700 ***3,650**	*1700 ***3,650**	6600 **21'7"**

Variable Angle Boom Lift Capacities – Counterweight: 3.83 mt (8,440 lb) – without Bucket

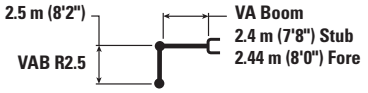

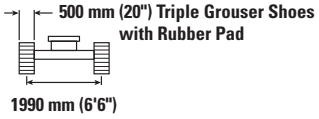

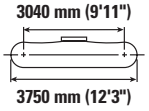

		3000 mm (5'0")		4500 mm (15'0")		6000 mm (20'0")				
										mm ft/in
7500 mm **25'0"**	kg **lb**	*4450 ***9,650**	*4450 ***9,650**					*3000 ***6,850**	*3000 ***6,850**	3990 **12'5"**
6000 mm **20'0"**	kg **lb**	*4000 ***8,850**	*4000 ***8,850**	*4100 ***8,950**	*4100 ***8,950**			*2400 ***5,300**	*2400 ***5,300**	5680 **18'4"**
4500 mm **15'0"**	kg **lb**	*4100 ***8,950**	*4100 ***8,950**	*4550 ***9,900**	4200 **9,000**	*3900 ***8,150**	2650 **5,600**	*2200 ***4,850**	2200 ***4,850**	6620 **21'6"**
3000 mm **10'0"**	kg **lb**	*9050 ***19,450**	7350 **15,800**	*5900 ***12,650**	3950 **8,450**	4050 **8,650**	2550 **5,450**	*2200 ***4,800**	1900 **4,200**	7120 **23'3"**
1500 mm **5'0"**	kg **lb**			*6000 **12,950**	3600 **7,800**	3900 **8,350**	2400 **5,150**	*2250 ***4,950**	1800 **3,950**	7270 **23'10"**
0 mm **0'0"**	kg **lb**	*5500 ***12,750**	*5500 ***12,750**	*5300 ***11,500**	3400 **7,350**	*3750 ***8,000**	2300 **4,950**	*2450 ***5,400**	1850 **4,000**	7110 **23'3"**
–1500 mm **–5'0"**	kg **lb**	*4400 ***9,600**	*4400 ***9,600**	*3800 ***8,150**	3350 **7,200**	*2500 ***5,250**	2250 **4,900**	*1700 ***3,650**	*1700 ***3,650**	6600 **21'7"**

* **ISO 10567**

* Indicates that the load is limited by hydraulic lifting capacity rather than tipping load. The above loads are in compliance with hydraulic excavator lift capacity standard ISO 10567:2007. They do not exceed 87% of hydraulic lifting capacity or 75% of tipping load. Weight of all lifting accessories must be deducted from the above lifting capacities. Lifting capacities are based on the machine standing on a firm, uniform supporting surface. The use of a work tool attachment point to handle/lift objects, could affect the machine lift performance.

Max Length of VAB.

Lift capacity stays with ±5% for all available track shoes.

Always refer to the appropriate Operation and Maintenance Manual for specific product information.

Variable Angle Boom Lift Capacities – Counterweight: 3.83 mt (8,440 lb) – without Bucket

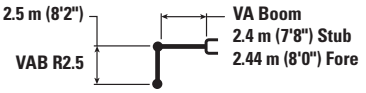

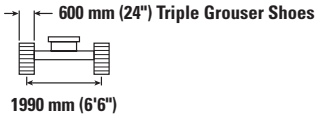

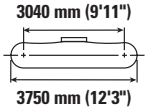

		3000 mm (5'0")		4500 mm (15'0")		6000 mm (20'0")				
										mm ft/in
7500 mm 25'0"	kg lb	*4450 *9,650	*4450 *9,650					*3000 *6,850	*3000 *6,850	3990 12'5"
6000 mm 20'0"	kg lb	*4000 *8,850	*4000 *8,850	*4100 *8,950	*4100 *8,950			*2400 *5,300	*2400 *5,300	5680 18'4"
4500 mm 15'0"	kg lb	*4100 *8,950	*4100 *8,950	*4550 *9,900	4150 8,900	*3900 *8,150	2600 5,550	*2200 *4,850	2150 4,800	6620 21'6"
3000 mm 10'0"	kg lb	*9050 *19,450	7250 15,600	*5900 *12,650	3850 8,350	3950 8,500	2500 5,350	*2200 *4,800	1900 4,150	7120 23'3"
1500 mm 5'0"	kg lb			5950 12,750	3550 7,650	3850 8,200	2350 5,100	*2250 *4,950	1750 3,900	7270 23'10"
0 mm 0'0"	kg lb	*5500 *12,750	*5500 *12,750	*5300 *11,500	3350 7,200	3700 8,000	2250 4,850	*2450 *5,400	1800 3,950	7110 23'3"
–1500 mm –5'0"	kg lb	*4400 *9,600	*4400 *9,600	*3800 *8,150	3300 7,050	*2500 *5,250	2250 4,800	*1700 *3,650	*1700 *3,650	6600 21'7"

Variable Angle Boom Lift Capacities – Counterweight: 3.83 mt (8,440 lb) – without Bucket

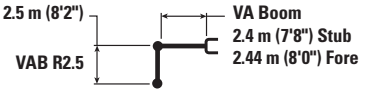

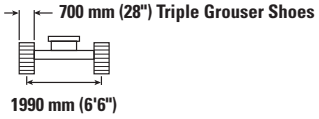

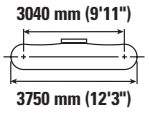

		3000 mm (5'0")		4500 mm (15'0")		6000 mm (20'0")				
										mm ft/in
7500 mm 25'0"	kg lb	*4450 *9,650	*4450 *9,650					*3000 *6,850	*3000 *6,850	3990 12'5"
6000 mm 20'0"	kg lb	*4000 *8,850	*4000 *8,850	*4100 *8,950	*4100 *8,950			*2400 *5,300	*2400 *5,300	5680 18'4"
4500 mm 15'0"	kg lb	*4100 *8,950	*4100 *8,950	*4550 *9,900	4200 9,000	*3900 *8,150	2600 5,600	*2200 *4,850	2200 *4,850	6620 21'6"
3000 mm 10'0"	kg lb	*9050 *19,450	7300 15,800	*5900 *12,650	3900 8,450	4000 8,600	2550 5,400	*2200 *4,800	1900 4,200	7120 23'3"
1500 mm 5'0"	kg lb			*6000 12,900	3600 7,750	3900 8,350	2400 5,150	*2250 *4,950	1800 3,950	7270 23'10"
0 mm 0'0"	kg lb	*5500 *12,750	*5500 *12,750	*5300 *11,500	3400 7,300	*3750 *8,000	2300 4,950	*2450 *5,400	1850 4,000	7110 23'3"
–1500 mm –5'0"	kg lb	*4400 *9,600	*4400 *9,600	*3800 *8,150	3350 7,150	*2500 *5,250	2250 4,850	*1700 *3,650	*1700 *3,650	6600 21'7"

* ISO 10567

* Indicates that the load is limited by hydraulic lifting capacity rather than tipping load. The above loads are in compliance with hydraulic excavator lift capacity standard ISO 10567:2007. They do not exceed 87% of hydraulic lifting capacity or 75% of tipping load. Weight of all lifting accessories must be deducted from the above lifting capacities. Lifting capacities are based on the machine standing on a firm, uniform supporting surface. The use of a work tool attachment point to handle/lift objects, could affect the machine lift performance.

Max Length of VAB.

Lift capacity stays with ±5% for all available track shoes.

Always refer to the appropriate Operation and Maintenance Manual for specific product information.

315 Hydraulic Excavator Specifications

Reach Boom Lift Capacities – Counterweight: 3.83 mt (8,440 lb) – without Bucket – Blade Up

2500 mm (8'2") Blade

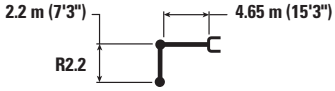

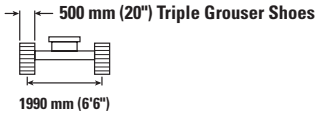

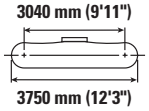

		1500 mm (5'0")		3000 mm (10'0")		4500 mm (15'0")		6000 mm (20'0")				m ft/in
7500 mm 25'0"	kg lb					*2700	*2700			*2600 *5,850	*2600 *5,850	4540 14'10"
6000 mm 20'0"	kg lb					*3450 *7,550	*3450 *7,550	*2400	*2400	*2200 *4,850	*2200 *4,850	6070 19'10"
4500 mm 15'0"	kg lb					*3650 *7,950	*3650 *7,950	*3450 *7,400	2750 5,900	*2050 *4,500	2050 4,500	6960 22'10"
3000 mm 10'0"	kg lb			*5850 *12,100	*5850 *12,100	*4800 *10,350	4100 8,850	3950 8,500	2650 5,700	*2050 *4,500	1900 4,150	7430 24'4"
1500 mm 5'0"	kg lb			*8750 *18,800	6950 14,950	*5600 *12,050	3850 8,250	3800 8,200	2550 5,450	*2150 *4,750	1800 3,900	7580 24'10"
0 mm 0'0"	kg lb			*7000 *16,150	6500 13,950	5700 12,250	3600 7,750	3700 7,950	2450 5,200	*2400 *5,250	1800 3,950	7430 24'4"
–1500 mm –5'0"	kg lb	*4300 *9,650	*4300 *9,650	*8500 *18,350	6400 13,700	5600 11,950	3500 7,550	3650 7,800	2400 5,100	2850 6,250	1950 4,300	6940 22'9"
–3000 mm –10'0"	kg lb	*7450 *16,700	*7450 *16,700	*6650 *14,350	6450 13,800	*4700 *10,000	3500 7,550	*3000	2400	*2950 *6,400	2400 5,250	6040 19'9"

Reach Boom Lift Capacities – Counterweight: 3.83 mt (8,440 lb) – without Bucket – Blade Down

2500 mm (8'2") Blade

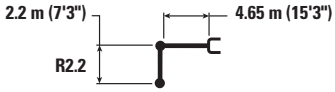

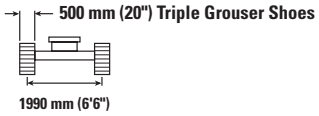

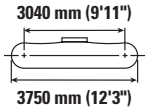

		1500 mm (5'0")		3000 mm (10'0")		4500 mm (15'0")		6000 mm (20'0")				m ft/in
7500 mm 25'0"	kg lb					*2700	*2700			*2600 *5,850	*2600 *5,850	4540 14'10"
6000 mm 20'0"	kg lb					*3450 *7,550	*3450 *7,550	*2400	2400	*2200 *4,850	*2200 *4,850	6070 19'10"
4500 mm 15'0"	kg lb					*3650 *7,950	*3650 *7,950	*3450 *7,400	3000 6,350	*2050 *4,500	*2050 *4,500	6960 22'10"
3000 mm 10'0"	kg lb			*5850 *12,100	*5850 *12,100	*4800 *10,350	4450 9,600	*3950 *8,550	2900 6,200	*2050 *4,500	2050 4,500	7430 24'4"
1500 mm 5'0"	kg lb			*8750 *18,800	*7700 16,550	*5600 *12,050	4200 9,000	*4250 *9,200	2750 5,950	*2150 *4,750	1950 4,250	7580 24'10"
0 mm 0'0"	kg lb			*7000 *16,150	*7000 *15,500	*6000 *12,950	3950 8,500	*4400 *9,500	2650 5,700	*2400 *5,250	1950 4,300	7430 24'4"
–1500 mm –5'0"	kg lb	*4300 *9,650	*4300 *9,650	*8500 *18,350	7100 15,250	*5750 *12,400	3850 8,250	*4100 *8,850	2600 5,550	*2850 *6,400	2150 4,300	6940 22'9"
–3000 mm –10'0"	kg lb	*7450 *16,700	*7450 *16,700	*6650 *14,350	*6650 *14,350	*4700 *10,000	3850 8,300	*3000	2600	*2050 *4,250	*2600 *5,750	6040 19'9"

* ISO 10567

* Indicates that the load is limited by hydraulic lifting capacity rather than tipping load. The above loads are in compliance with hydraulic excavator lift capacity standard ISO 10567:2007. They do not exceed 87% of hydraulic lifting capacity or 75% of tipping load. Weight of all lifting accessories must be deducted from the above lifting capacities. Lifting capacities are based on the machine standing on a firm, uniform supporting surface. The use of a work tool attachment point to handle/lift objects, could affect the machine lift performance.

Lift capacity stays with ±5% for all available track shoes.

Always refer to the appropriate Operation and Maintenance Manual for specific product information.

Reach Boom Lift Capacities – Counterweight: 3.83 mt (8,440 lb) – without Bucket – Blade Up

2600 mm (8'6") Blade

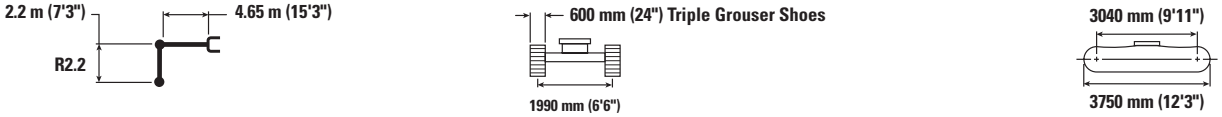

		1500 mm (5'0")		3000 mm (10'0")		4500 mm (15'0")		6000 mm (20'0")				m ft/in
7500 mm 25'0"	kg lb					*2700	*2700			*2600 *5,850	*2600 *5,850	4540 14'10"
6000 mm 20'0"	kg lb					*3450 *7,550	*3450 *7,550	*2400	*2400	*2200 *4,850	*2200 *4,850	6070 19'10"
4500 mm 15'0"	kg lb					*3650 *7,950	3650 7,950	*3450 *7,400	2800 6,000	*2050 *4,500	*2050 *4,500	6960 22'10"
3000 mm 10'0"	kg lb			*5850 *12,100	*5850 *12,100	*4800 *10,350	4200 9,000	3950 8,550	2700 5,800	*2150 *4,750	1950 4,250	7430 24'4"
1500 mm 5'0"	kg lb			*8750 *18,800	*7100 15,250	*5600 *12,050	3900 8,400	3900 8,350	2600 5,550	*2400 *5,250	1850 4,000	7580 24'10"
0 mm 0'0"	kg lb			*7000 *16,150	*6650 14,250	5800 12,450	3700 7,950	3750 8,100	2500 5,350	*2850 *6,250	1850 4,050	7430 24'4"
–1500 mm –5'0"	kg lb	*4300 *9,650	*4300 *9,650	*8500 *18,350	6500 13,950	*5700 *12,200	3600 7,700	3700 7,950	2450 5,200	*2950 *6,400	2000 4,400	6940 22'9"
–3000 mm –10'0"	kg lb	*7450 *16,700	*7450 *16,700	*6650 *14,350	*6550 *14,100	*4700 *10,000	3600 7,700	*3000	2450	*2050 *4,250	2450 5,400	6040 19'9"

Reach Boom Lift Capacities – Counterweight: 3.83 mt (8,440 lb) – without Bucket – Blade Down

2600 mm (8'6") Blade

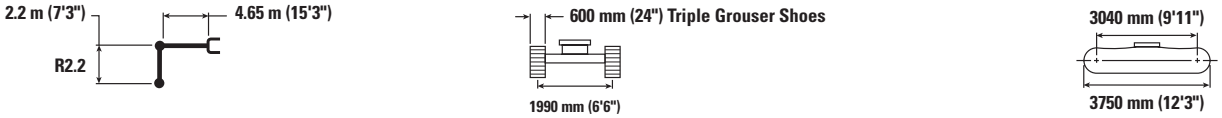

		1500 mm (5'0")		3000 mm (10'0")		4500 mm (15'0")		6000 mm (20'0")				m ft/in
7500 mm 25'0"	kg lb					*2700	*2700			*2600 *5,850	*2600 *5,850	4540 14'10"
6000 mm 20'0"	kg lb					*3450 *7,550	*3450 *7,550	*2400	*2400	*2200 *4,850	*2200 *4,850	6070 19'10"
4500 mm 15'0"	kg lb					*3650 *7,950	*3650 *7,950	*3450 *7,400	3100 6,650	*2050 *4,500	*2050 *4,500	6960 22'10"
3000 mm 10'0"	kg lb			*5850 *12,100	*5850 *12,100	*4800 *10,350	4650 10,000	*3950 *8,550	3000 6,450	*2050 *4,500	2050 4,500	7430 24'4"
1500 mm 5'0"	kg lb			*8750 *18,800	*8050 *17,350	*5600 *12,050	4350 9,400	*4250 *9,200	2900 6,200	*2150 *4,750	2050 4,450	7580 24'10"
0 mm 0'0"	kg lb			*7000 *16,150	*7000 *16,150	*6000 *12,950	4150 8,900	*4400 *9,500	2750 5,950	*2400 *5,250	2050 4,500	7430 24'4"
–1500 mm –5'0"	kg lb	*4300 *9650	*4300 *9,650	*8500 *18,350	7450 16,000	*5750 *12,400	4050 8,650	*4100 *8,850	2700 5,850	*2850 *6,250	2250 4,900	6940 22'9"
–3000 mm –10'0"	kg lb	*7450 *16700	*7450 *16,700	*6650 *14,350	*6650 *14,350	*4700 *10,000	4050 *8,650	*3000	2750	*2950 *6,400	*2700 *6,000	6040 19'9"

* ISO 10567

* Indicates that the load is limited by hydraulic lifting capacity rather than tipping load. The above loads are in compliance with hydraulic excavator lift capacity standard ISO 10567:2007. They do not exceed 87% of hydraulic lifting capacity or 75% of tipping load. Weight of all lifting accessories must be deducted from the above lifting capacities. Lifting capacities are based on the machine standing on a firm, uniform supporting surface. The use of a work tool attachment point to handle/lift objects, could affect the machine lift performance.

Lift capacity stays with ±5% for all available track shoes.

Always refer to the appropriate Operation and Maintenance Manual for specific product information.

315 Hydraulic Excavator Specifications

Reach Boom Lift Capacities – Counterweight: 3.83 mt (8,440 lb) – without Bucket – Blade Up

2700 mm (8'10") Blade

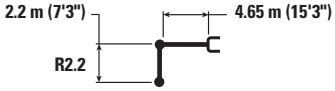

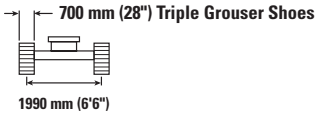

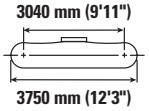

		1500 mm (5'0")		3000 mm (10'0")		4500 mm (15'0")		6000 mm (20'0")				m ft/in
7500 mm 25'0"	kg lb					*2700	*2700			*2600 *5,850	*2600 *5,850	4540 14'10"
6000 mm 20'0"	kg lb					*3450 *7,550	*3450 *7,550	*2400	*2400	*2200 *4,850	*2200 *4,850	6070 19'10"
4500 mm 15'0"	kg lb					*3650 *7,950	3650 7,950	*3450 *7,400	2850 6,100	*2050 *4,500	*2050 *4,500	6960 22'10"
3000 mm 10'0"	kg lb			*5850 *12,100	*5850 *12,100	*4800 *10,350	4250 9,100	*3950 *8,550	2750 5,900	*2050 *4,500	1950 4,300	7430 24'4"
1500 mm 5'0"	kg lb			*8750 *18,800	*7200 15,450	*5600 *12,050	3950 8,500	3950 8,450	2650 5,650	*2150 *4,750	1850 4,050	7580 24'10"
0 mm 0'0"	kg lb			*7000 *16,150	*6700 14,400	5900 12,600	3750 8,050	3800 8,200	2500 5,400	*2400 *5,250	1850 4,100	7430 24'4"
–1500 mm –5'0"	kg lb	*4300 *9,650	*4300 *9,650	*8500 *18,350	6600 14,150	*5750 *12,350	3650 7,800	3750 8,050	2450 5,300	*2850 *6,250	2050 4,450	6940 22'9"
–3000 mm –10'0"	kg lb	*7450 *16,700	*7450 *16,700	*6650 *14,350	*6650 *14,300	*4700 *10,000	3650 7,800	*3000	2500	*2950 *6,400	2450 *5,450	6040 19'9"

Reach Boom Lift Capacities – Counterweight: 3.83 mt (8,440 lb) – without Bucket – Blade Down

2700 mm (8'10") Blade

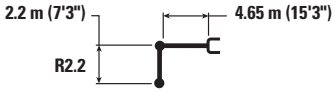

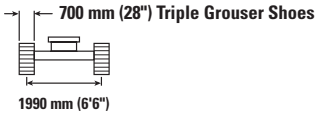

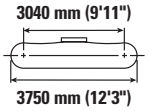

		1500 mm (5'0")		3000 mm (10'0")		4500 mm (15'0")		6000 mm (20'0")				m ft/in
7500 mm 25'0"	kg lb					*2700	*2700			*2600 *5,850	*2600 *5,850	4540 14'10"
6000 mm 20'0"	kg lb					*3450 *7,550	*3450 *7,550	*2400	*2400	*2200 *4,850	*2200 *4,850	6070 19'10"
4500 mm 15'0"	kg lb					*3650 *7,950	*3650 *7,950	*3450 *7,400	3200 6,850	*2050 *4,500	*2050 *4,500	6960 22'10"
3000 mm 10'0"	kg lb			*5850 *12,100	*5850 *12,100	*4800 *10,350	4800 10,350	*3950 *8,550	3100 6,650	*2050 *4,500	*2100 *4,600	7430 24'4"
1500 mm 5'0"	kg lb			*8750 *18,800	*8400 *18,050	*5600 *12,050	4500 9,700	*4250 *9,200	3000 6,400	*2150 *4,750	2100 4,600	7580 24'10"
0 mm 0'0"	kg lb			*7000 *16,150	*7000 *16,150	*6000 *12,950	4300 9,250	*4400 *9,500	2850 6,150	*2400 *5,250	2150 4,700	7430 24'4"
–1500 mm –5'0"	kg lb	*4300 *9,650	*4300 *9,650	*8500 *18,350	*7800 *16,650	*5750 *12,400	4200 9,000	*4100 *8,850	2800 6,050	*2850 *6,250	2300 5,100	6940 22'9"
–3000 mm –10'0"	kg lb	*7450 *16,700	*7450 *16,700	*6650 *14,350	6650 14,350	*4700 *10,000	*4200 *9,000	*3000	2850	*2950 *6,400	*2800 *6,250	6040 19'9"

* ISO 10567

*Indicates that the load is limited by hydraulic lifting capacity rather than tipping load. The above loads are in compliance with hydraulic excavator lift capacity standard ISO 10567:2007. They do not exceed 87% of hydraulic lifting capacity or 75% of tipping load. Weight of all lifting accessories must be deducted from the above lifting capacities. Lifting capacities are based on the machine standing on a firm, uniform supporting surface. The use of a work tool attachment point to handle/lift objects, could affect the machine lift performance.

Lift capacity stays with ±5% for all available track shoes.

Always refer to the appropriate Operation and Maintenance Manual for specific product information.

Reach Boom Lift Capacities – Counterweight: 3.83 mt (8,440 lb) – without Bucket – Blade Up

2500 mm (8'2") Blade

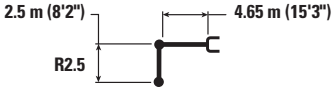

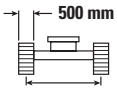

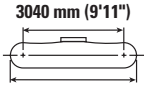

		1500 mm (5'0")		3000 mm (10'0")		4500 mm (15'0")		6000 mm (20'0")				
												m ft/in
7500 mm **25'0"**	kg **lb**			*4350 ***9,200**	*4350 ***9,200**					*3250 ***7,450**	*3250 ***7,450**	3710 **11'5"**
6000 mm **20'0"**	kg **lb**					*4050 ***8,750**	*4050 ***8,750**			*2600 ***5,800**	*2600 ***5,800**	5490 **17'8"**
4500 mm **15'0"**	kg **lb**			*4150 ***9,050**	*4150 ***9,050**	*4500 ***9,750**	4250 **9,150**	*3700 ***7,600**	2700 **5,800**	*2450 ***5,350**	2400 **5,300**	6460 **21'0"**
3000 mm **10'0"**	kg **lb**			*7400 ***15,850**	*7400 ***15,850**	*5150 ***11,150**	4050 **8,700**	3950 **8,450**	2650 **5,650**	*2450 ***5,350**	2100 **4,600**	6970 **22'9"**
1500 mm **5'0"**	kg **lb**			*6800 ***16,700**	6800 **14,600**	*5850 ***12,600**	3800 **8,150**	3800 **8,200**	2550 **5,450**	*2550 ***5,600**	2000 **4,350**	7130 **23'4"**
0 mm **0'0"**	kg **lb**			*6250 ***14,500**	*6250 **13,900**	5700 **12,250**	3600 **7,800**	3700 **8,000**	2450 **5,250**	*2850 ***6,250**	2000 **4,400**	6960 **22'9"**
–1500 mm **–5'0"**	kg **lb**	*4750 ***10,700**	*4750 ***10,700**	*7900 ***17,150**	6450 **13,850**	*5550 ***11,950**	3550 **7,650**	3700 **7,900**	2400 **5,200**	3350 **7,350**	2200 **4,850**	6440 **21'0"**
–3000 mm **–10'0"**	kg **lb**	*7300 ***15,650**	*7300 ***15,650**	*5750 ***12,350**	*5750 ***12,350**	*4150 ***8,750**	3600 **7,700**			*2950 ***6,400**	2800 **6,200**	5460 **17'9"**

Reach Boom Lift Capacities – Counterweight: 3.83 mt (8,440 lb) – without Bucket – Blade Down

2500 mm (8'2") Blade

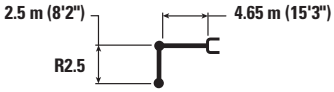

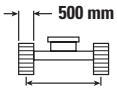

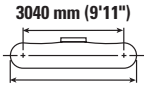

		1500 mm (5'0")		3000 mm (10'0")		4500 mm (15'0")		6000 mm (20'0")				
												m ft/in
7500 mm **25'0"**	kg **lb**			*4350 ***9,200**	*4350 ***9,200**					*3250 ***7,450**	*3250 ***7,450**	3710 **11'5"**
6000 mm **20'0"**	kg **lb**					*4050 ***8,750**	*4050 ***8,750**			*2600 ***5,800**	*2600 ***5,800**	5490 **17'8"**
4500 mm **15'0"**	kg **lb**			*4150 ***9,050**	*4150 ***9,050**	*4500 ***9,750**	*4500 ***9,750**	*3700 ***7,600**	2950 **6,300**	*2450 ***5,350**	*2450 ***5,350**	6460 **21'0"**
3000 mm **10'0"**	kg **lb**			*7400 ***15,850**	*7400 ***15,850**	*5150 ***11,150**	4400 **9,450**	*4150 ***9,050**	2850 **6,150**	*2450 ***5,350**	2250 **5,000**	6970 **22'9"**
1500 mm **5'0"**	kg **lb**			*6800 ***16,700**	*6800 ***16,200**	*5850 ***12,600**	4150 **8,900**	*4400 ***9,500**	2750 **5,900**	*2550 ***5,600**	2150 **4,700**	7130 **23'4"**
0 mm **0'0"**	kg **lb**			*6250 ***14,500**	*6250 ***14,500**	*6050 ***13,050**	3950 **8,500**	*4400 ***9,500**	2650 **5,750**	*2850 ***6,250**	2200 **4,800**	6960 **22'9"**
–1500 mm **–5'0"**	kg **lb**	*4750 ***10,700**	*4750 ***10,700**	*7900 ***17,150**	7200 **15,400**	*5550 ***11,950**	3900 **8,350**	*3900 ***8,350**	2650 **5,650**	*3400 ***7,450**	2400 **5,300**	6440 **21'0"**
–3000 mm **–10'0"**	kg **lb**	*7300 ***15,650**	*7300 ***15,650**	*5750 ***12,350**	*5750 ***12,350**	*4150 ***8,750**	3950 **8,450**			*2950 ***6,400**	*2950 ***6,400**	5460 **17'9"**

* ISO 10567

* Indicates that the load is limited by hydraulic lifting capacity rather than tipping load. The above loads are in compliance with hydraulic excavator lift capacity standard ISO 10567:2007. They do not exceed 87% of hydraulic lifting capacity or 75% of tipping load. Weight of all lifting accessories must be deducted from the above lifting capacities. Lifting capacities are based on the machine standing on a firm, uniform supporting surface. The use of a work tool attachment point to handle/lift objects, could affect the machine lift performance.

Lift capacity stays with ±5% for all available track shoes.

Always refer to the appropriate Operation and Maintenance Manual for specific product information.

315 Hydraulic Excavator Specifications

Reach Boom Lift Capacities – Counterweight: 3.83 mt (8,440 lb) – without Bucket – Blade Up

2500 mm (8'2") Blade

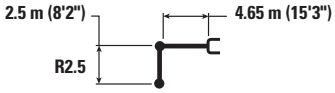

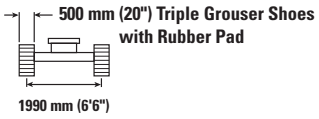

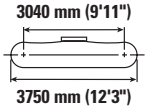

		1500 mm (5'0")		3000 mm (10'0")		4500 mm (15'0")		6000 mm (20'0")				
												m ft/in
7500 mm 25'0"	kg lb			*4350 *9,200	*4350 *9,200					*3250 *7,450	*3250 *7,450	3710 11'5"
6000 mm 20'0"	kg lb					*4050 *8,750	*4050 *8,750			*2600 *5,800	*2600 *5,800	5490 17'8"
4500 mm 15'0"	kg lb			*4150 *9,050	*4150 *9,050	*4500 *9,750	4400 9,400	*3700 *7,600	2800 6,000	*2450 *5,350	*2450 *5,350	6460 21'0"
3000 mm 10'0"	kg lb			*7400 *15,850	*7400 *15,850	*5150 *11,150	4150 8,950	4050 8,700	2750 5,850	*2450 *5,350	2150 4,750	6970 22'9"
1500 mm 5'0"	kg lb			*6800 *16,700	*6800 15,050	*5850 *12,600	3900 8,450	3950 8,450	2600 5,600	*2550 *5,600	2050 4,500	7130 23'4"
0 mm 0'0"	kg lb			*6250 *14,500	*6250 14,400	5900 12,650	3750 8,050	3850 8,250	2550 5,450	*2850 *6,250	2050 4,550	6960 22'9"
–1500 mm –5'0"	kg lb	*4750 *10,700	*4750 *10,700	*7900 *17,150	6650 14,300	*5550 *11,950	3650 7,900	3800 8,200	2500 5,350	*3400 *7,450	2300 5,050	6440 21'0"
–3000 mm –10'0"	kg lb	*7300 *15,650	*7300 *15,650	*5750 *12,350	*5750 *12,350	*4150 *8,750	3700 8,000			*2950 *6,400	2900 *6,400	5460 17'9"

Reach Boom Lift Capacities – Counterweight: 3.83 mt (8,440 lb) – without Bucket – Blade Down

2500 mm (8'2") Blade

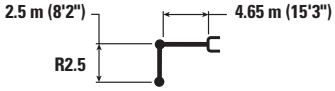

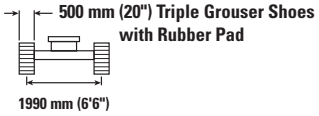

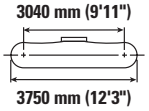

		1500 mm (5'0")		3000 mm (10'0")		4500 mm (15'0")		6000 mm (20'0")				
												m ft/in
7500 mm 25'0"	kg lb			*4350 *9,200	*4350 *9,200					*3250 *7,450	*3250 *7,450	3710 11'5"
6000 mm 20'0"	kg lb					*4050 *8,750	*4050 *8,750			*2600 *5,800	*2600 *5,800	5490 17'8"
4500 mm 15'0"	kg lb			*4150 *9050	*4150 *9,050	*4500 *9,750	*4500 *9,750	*3700 *7,600	3050 6,500	*2450 *5,350	*2450 *5,350	6460 21'0"
3000 mm 10'0"	kg lb			*7400 *15850	*7400 *15,850	*5150 *11,150	4550 9,750	*4150 *9,050	2950 6,350	*2450 *5,350	2350 5,150	6970 22'9"
1500 mm 5'0"	kg lb			*6800 *16700	*6800 16,700	*5850 *12,600	4300 9,200	*4400 *9,500	2850 6,100	*2550 *5,600	2200 4,850	7130 23'4"
0 mm 0'0"	kg lb			*6250 *14500	*6250 *14,500	*6050 *13,050	4100 8,800	*4400 *9,500	2750 5,950	*2850 *6,250	2250 4,950	6960 22'9"
–1500 mm –5'0"	kg lb	*4750 *10,700	*4750 *10,700	*7900 *17150	7400 15,900	*5550 *11,950	4000 8,650	*3900 *8,350	2750 5,850	*3400 *7,450	2500 5,500	6440 21'0"
–3000 mm –10'0"	kg lb	*7300 *15,650	*7300 *15,650	*5750 *12350	*5750 *12,350	*4150 *8,750	4050 8,750			*2950 *6,400	*2950 *6, 400	5460 17'9"

* ISO 10567

* Indicates that the load is limited by hydraulic lifting capacity rather than tipping load. The above loads are in compliance with hydraulic excavator lift capacity standard ISO 10567:2007. They do not exceed 87% of hydraulic lifting capacity or 75% of tipping load. Weight of all lifting accessories must be deducted from the above lifting capacities. Lifting capacities are based on the machine standing on a firm, uniform supporting surface. The use of a work tool attachment point to handle/lift objects, could affect the machine lift performance.

Lift capacity stays with ±5% for all available track shoes.

Always refer to the appropriate Operation and Maintenance Manual for specific product information.

Reach Boom Lift Capacities – Counterweight: 3.83 mt (8,440 lb) – without Bucket – Blade Up

2600 mm (8'6") Blade

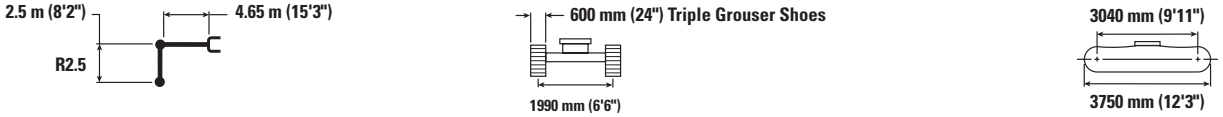

		1500 mm (5'0")		3000 mm (10'0")		4500 mm (15'0")		6000 mm (20'0")				m ft/in
7500 mm 25'0"	kg lb			*4350 *9,200	*4350 *9,200					*3250 *7,450	*3250 *7,450	3710 11'5"
6000 mm 20'0"	kg lb					*4050 *8,750	*4050 *8,750			*2600 *5,800	*2600 *5,800	5490 17'8"
4500 mm 15'0"	kg lb			*4150 *9,050	*4150 *9,050	*4500 *9,750	4350 9,350	*3700 *7,600	2750 5,900	*2450 *5,350	*2450 *5,350	6460 21'0"
3000 mm 10'0"	kg lb			*7400 *15,850	*7400 *15,850	*5150 *11,150	4150 8,900	4000 8,550	2700 5,800	*2450 *5,350	2150 4,700	6970 22'9"
1500 mm 5'0"	kg lb			*6800 *16,700	*6800 14,900	*5850 *12,600	3850 8,350	3900 8,300	2600 5,550	*2550 *5,600	2000 4,400	7130 23'4"
0 mm 0'0"	kg lb			*6250 *14,500	*6250 14,200	5800 12,450	3700 7,950	3800 8,100	2500 5,350	*2850 *6,250	2050 4,500	6960 22'9"
–1500 mm –5'0"	kg lb	*4750 *10,700	*4750 *10,700	*7900 *17,150	6600 14,150	*5550 *11,950	3650 7,800	3750 8,050	2450 5,300	*3400 *7,450	2250 4,950	6440 21'0"
–3000 mm –10'0"	kg lb	*7300 *15,650	*7300 *15,650	*5750 *12,350	*5750 *12,350	*4150 *8,750	3650 7,900			*2950 *6,400	2850 6,350	5460 17'9"

Reach Boom Lift Capacities – Counterweight: 3.83 mt (8,440 lb) – without Bucket – Blade Down

2600 mm (8'6") Blade

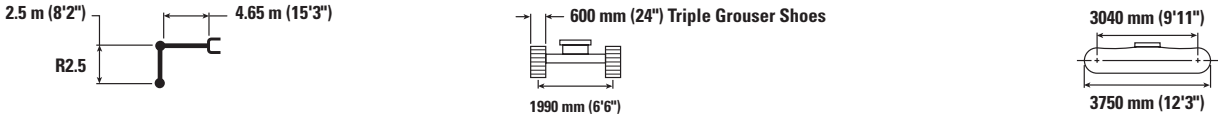

		1500 mm (5'0")		3000 mm (10'0")		4500 mm (15'0")		6000 mm (20'0")				m ft/in
7500 mm 25'0"	kg lb			*4350 *9,200	*4350 *9,200					*3250 *7,450	*3250 *7,450	3710 11'5"
6000 mm 20'0"	kg lb					*4050 *8,750	*4050 *8,750			*2600 *5,800	*2600 *5,800	5490 17'8"
4500 mm 15'0"	kg lb			*4150 *9,050	*4150 *9,050	*4500 *9,750	*4500 *9,750	*3700 *7,600	3050 6,550	*2450 *5,350	*2450 *5,350	6460 21'0"
3000 mm 10'0"	kg lb			*7400 *15,850	*7400 *15,850	*5150 *11,150	4600 9,850	*4150 *9,050	3000 6,400	*2450 *5,350	2350 5,200	6970 22'9"
1500 mm 5'0"	kg lb			*6800 *16,700	*6800 *16,700	*5850 *12,600	4350 9,300	*4400 *9,500	2900 6,200	*2550 *5,600	2250 4,900	7130 23'4"
0 mm 0'0"	kg lb			*6250 *14,500	*6250 *14,500	*6050 *13,050	4150 8,900	*4400 *9,500	2800 6,000	*2850 *6,250	2300 5,000	6960 22'9"
–1500 mm –5'0"	kg lb	*4750 *10,700	*4750 *10,700	*7900 *17,150	7550 16,150	*5550 *11,950	4050 8,750	*3900 *8,350	2750 5,900	*3400 *7,450	2500 5,550	6440 21'0"
–3000 mm –10'0"	kg lb	*7300 *15,650	*7300 *15,650	*5750 *12,350	*5750 *12,350	*4150 *8,750	4100 *8,750			*2950 *6,400	*2950 *6,400	5460 17'9"

* ISO 10567

* Indicates that the load is limited by hydraulic lifting capacity rather than tipping load. The above loads are in compliance with hydraulic excavator lift capacity standard ISO 10567:2007. They do not exceed 87% of hydraulic lifting capacity or 75% of tipping load. Weight of all lifting accessories must be deducted from the above lifting capacities. Lifting capacities are based on the machine standing on a firm, uniform supporting surface. The use of a work tool attachment point to handle/lift objects, could affect the machine lift performance.

Lift capacity stays with ±5% for all available track shoes.

Always refer to the appropriate Operation and Maintenance Manual for specific product information.

315 Hydraulic Excavator Specifications

Reach Boom Lift Capacities – Counterweight: 3.83 mt (8,440 lb) – without Bucket – Blade Up

2700 mm (8'10") Blade

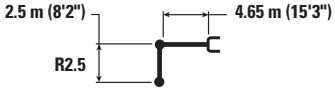

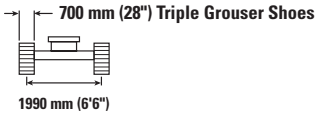

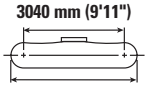

		1500 mm (5'0")		3000 mm (10'0")		4500 mm (15'0")		6000 mm (20'0")				
												m ft/in
7500 mm **25'0"**	kg **lb**			*4350 ***9,200**	*4350 ***9,200**					*3250 ***7,450**	*3250 ***7,450**	3710 **11'5"**
6000 mm **20'0"**	kg **lb**					4050 **8,750**	*4050 ***8,750**			*2600 ***5,800**	*2600 ***5,800**	5490 **17'8"**
4500 mm **15'0"**	kg **lb**			*4150 ***9,050**	*4150 ***9,050**	4500 **9,750**	4400 **9,450**	*3700 ***7,600**	2800 **6,000**	*2450 ***5,350**	*2450 ***5,350**	6460 **21'0"**
3000 mm **10'0"**	kg **lb**			*7400 ***15,850**	*7400 ***15,850**	5150 **11,150**	4200 **9,000**	4050 **8,700**	2750 **5,850**	*2450 ***5,350**	2150 **4,750**	6970 **22'9"**
1500 mm **5'0"**	kg **lb**			*6800 ***16,700**	*6800 **15,100**	5850 **12,600**	3900 **8,450**	3950 **8,450**	2650 **5,650**	*2550 ***5,600**	2050 **4,500**	7130 **23'4"**
0 mm **0'0"**	kg **lb**			*6250 ***14,500**	*6250 **14,400**	5850 **12,600**	3750 **8,050**	3850 **8,250**	2550 **5,450**	*2850 ***6,250**	2100 **4,550**	6960 **22'9"**
–1500 mm **–5'0"**	kg **lb**	*4750 ***10,700**	*4750 ***10,700**	*7900 ***17,150**	6700 **14,300**	*5550 ***11,950**	3700 **7,900**	3800 **8,150**	2500 **5,400**	*3400 ***7,450**	2300 **5,050**	6440 **21'0"**
–3000 mm **–10'0"**	kg **lb**	*7300 ***15,650**	*7300 ***15,650**	*5750 ***12,350**	*5750 ***12,350**	*4150 ***8,750**	3700 **8,000**			*2950 ***6,400**	2900 ***6,400**	5460 **17'9"**

Reach Boom Lift Capacities – Counterweight: 3.83 mt (8,440 lb) – without Bucket – Blade Down

2700 mm (8'10") Blade

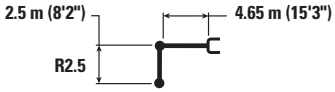

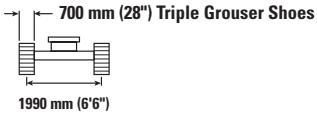

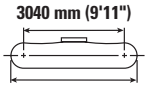

		1500 mm (5'0")		3000 mm (10'0")		4500 mm (15'0")		6000 mm (20'0")				
												m ft/in
7500 mm **25'0"**	kg **lb**			*4350 ***9,200**	*4350 ***9,200**					*3250 ***7,450**	*3250 ***7,450**	3710 **11'5"**
6000 mm **20'0"**	kg **lb**					*4050 ***8,750**	*4050 ***8,750**			*2600 ***5,800**	*2600 ***5,800**	5490 **17'8"**
4500 mm **15'0"**	kg **lb**			*4150 ***9,050**	*4150 ***9,050**	*4500 ***9,750**	*4500 ***9,750**	*3700 ***7,600**	3150 **6,750**	*2450 ***5,350**	*2450 ***5,350**	6460 **21'0"**
3000 mm **10'0"**	kg **lb**			*7400 ***15,850**	*7400 ***15,850**	*5150 ***11,150**	4750 **10,200**	*4150 ***9,050**	3100 **6,600**	*2450 ***5,350**	*2450 ***5,350**	6970 **22'9"**
1500 mm **5'0"**	kg **lb**			*6800 ***16,700**	*6800 ***16,700**	*5850 ***12,600**	4500 **9,650**	*4400 ***9,500**	3000 **6,400**	*2550 ***5,600**	2300 **5,100**	7130 **23'4"**
0 mm **0'0"**	kg **lb**			*6250 ***14,500**	*6250 ***14,500**	*6050 ***13,050**	4300 **9,250**	*4400 ***9,500**	2900 **6,200**	*2850 ***6,250**	2350 **5,200**	6960 **22'9"**
–1500 mm **–5'0"**	kg **lb**	*4750 ***10,700**	*4750 ***10,700**	*7900 ***17,150**	7850 **16,850**	*5550 ***11,950**	4200 **9,100**	*3900 ***8,350**	2850 **6,150**	*3400 ***7,450**	2600 **5,750**	6440 **21'0"**
–3000 mm **–10'0"**	kg **lb**	*7300 ***15,650**	*7300 ***15,650**	*5750 ***12,350**	*5750 ***12,350**	*4150 ***8,750**	*4150 ***8,750**			*2950 ***6,400**	*2950 ***6,400**	5460 **17'9"**

* ISO 10567

* Indicates that the load is limited by hydraulic lifting capacity rather than tipping load. The above loads are in compliance with hydraulic excavator lift capacity standard ISO 10567:2007. They do not exceed 87% of hydraulic lifting capacity or 75% of tipping load. Weight of all lifting accessories must be deducted from the above lifting capacities. Lifting capacities are based on the machine standing on a firm, uniform supporting surface. The use of a work tool attachment point to handle/lift objects, could affect the machine lift performance.

Lift capacity stays with ±5% for all available track shoes.

Always refer to the appropriate Operation and Maintenance Manual for specific product information.

Reach Boom Lift Capacities – Counterweight: 3.83 mt (8,440 lb) – without Bucket – Blade Up

2500 mm (8'2") Blade

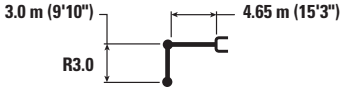

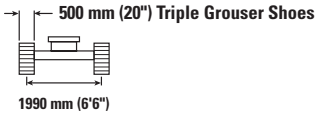

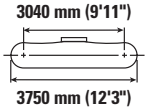

		1500 mm (5'0")		3000 mm (10'0")		4500 mm (15'0")		6000 mm (20'0")		7000 mm (25'0")				
														m ft/in
7500 mm 25'0"	kg lb					*2700	*2700					*2600 *5,850	*2600 *5,850	4540 14'3"
6000 mm 20'0"	kg lb					*3450 *7,550	*3450 *7,550	*2400	*2400			*2200 *4,850	*2200 *4,850	6070 19'8"
4500 mm 15'0"	kg lb					*3650 *7,950	*3650 *7,950	*3450 *7,400	2750 5,900			*2050 *4,500	*2050 *4,500	6960 22'8"
3000 mm 10'0"	kg lb			*5850 *12,100	*5850 *12,100	*4800 *10,350	4100 8,850	*3950 8,500	2650 5,700			*2050 *4,500	1900 4,150	7440 24'4"
1500 mm 5'0"	kg lb			*8750 *18,800	6950 14,950	*5600 *12,050	3850 8,250	3800 8,200	2550 5,450	*2500	1800	*2150 *4,750	1800 3,900	7590 24'10"
0 mm 0'0"	kg lb			*7000 *16,150	6500 13,950	5700 12,250	3600 7,750	3700 7,950	2450 5,200			*2400 *5,250	1800 3,950	7430 24'4"
–1500 mm –5'0"	kg lb	*4300 *9,650	*4300 *9,650	*8500 *18,350	6400 13,700	5600 11,950	3500 7,550	3650 7,800	2400 5,100			*2850 *6,250	1950 4,300	6940 22'8"
–3000 mm –10'0"	kg lb	*7450 *16,700	*7450 *16,700	*6650 *14,350	6450 13,800	*4700 *10,000	3500 7,550	*3000	2400			*2950 *6,400	2400 5,250	6050 19'8"
–4500 mm –15'0"	kg lb			*3450 *7,050	*3450 *7,050							*2050 *4,250	*2050 *4,250	4490 14'4"

Reach Boom Lift Capacities – Counterweight: 3.83 mt (8,440 lb) – without Bucket – Blade Down

2500 mm (8'2") Blade

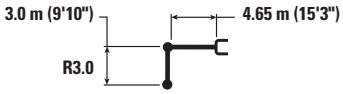

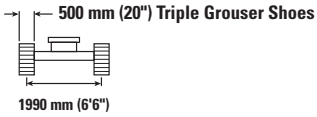

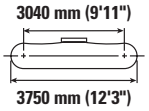

		1500 mm (5'0")		3000 mm (10'0")		4500 mm (15'0")		6000 mm (20'0")		7000 mm (25'0")				
														m ft/in
7500 mm 25'0"	kg lb					*2700	*2700					*2600 *5,850	*2600 *5,850	4540 14'3"
6000 mm 20'0"	kg lb					*3450 *7,550	*3450 *7,550	*2400	*2400			*2200 *4,850	*2200 *4,850	6070 19'8"
4500 mm 15'0"	kg lb					*3650 *7,950	*3650 *7,950	*3450 *7,400	3000 6,350			*2050 *4,500	*2050 *4,500	6960 22'8"
3000 mm 10'0"	kg lb			*5850 *12,100	*5850 *12,100	*4800 *10,350	4450 9,600	*3950 *8,550	2900 6,200			*2050 *4,500	2050 4,500	7440 24'4"
1500 mm 5'0"	kg lb			*8750 *18,800	7700 16,550	*5600 *12,050	4200 9,000	*4250 *9,200	2750 5,950	*2500	2000	*2150 *4,750	1950 4,250	7590 24'10"
0 mm 0'0"	kg lb			*7000 *16,150	*7000 15,500	*6000 *12,950	3950 8,500	*4400 *9,500	2650 5,700			*2400 *5,250	1950 4,300	7430 24'4"
–1500 mm –5'0"	kg lb	*4300 *9,650	*4300 *9,650	*8500 *18,350	7100 15,250	*5750 *12,400	3850 8,250	*4100 *8,850	2600 5,550			*2850 *6,250	2150 4,700	6940 22'8"
–3000 mm –10'0"	kg lb	*7450 *16,700	*7450 *16,700	*6650 *14,350	*6650 *14,350	*4700 *10,000	3850 8,300	*3000	2600			*2950 *6,400	2600 5,750	6050 19'8"
–4500 mm –15'0"	kg lb			*3450 *7,050	*3450 *7,050							*2050 *4,250	*2050 *4,250	4490 14'4"

* ISO 10567

* Indicates that the load is limited by hydraulic lifting capacity rather than tipping load. The above loads are in compliance with hydraulic excavator lift capacity standard ISO 10567:2007. They do not exceed 87% of hydraulic lifting capacity or 75% of tipping load. Weight of all lifting accessories must be deducted from the above lifting capacities. Lifting capacities are based on the machine standing on a firm, uniform supporting surface. The use of a work tool attachment point to handle/lift objects, could affect the machine lift performance.

Lift capacity stays with ±5% for all available track shoes.

Always refer to the appropriate Operation and Maintenance Manual for specific product information.

315 Hydraulic Excavator Specifications

Reach Boom Lift Capacities – Counterweight: 3.83 mt (8,440 lb) – without Bucket – Blade Up

2500 mm (8'2") Blade

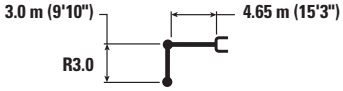

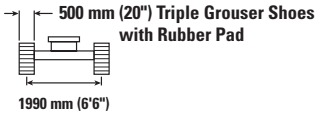

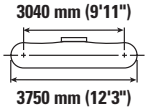

		1500 mm (5'0")		3000 mm (10'0")		4500 mm (15'0")		6000 mm (20'0")		7000 mm (25'0")				
														m ft/in
7500 mm 25'0"	kg lb					*2700	*2700					*2600 *5,850	*2600 *5,850	4540 14'3"
6000 mm 20'0"	kg lb					*3450 *7,550	*3450 *7,550	*2400	*2400			*2200 *4,850	*2200 *4,850	6070 19'8"
4500 mm 15'0"	kg lb					*3650 *7,950	*3650 *7,950	*3450 *7,400	2850 6,050			*2050 *4,500	*2050 *4,500	6960 22'8"
3000 mm 10'0"	kg lb			*5850 *12,100	*5850 *12,100	*4800 *10,350	4250 9,100	*3950 *8,550	2750 5,900			*2050 *4,500	1950 4,300	7440 24'4"
1500 mm 5'0"	kg lb			*8750 *18,800	7150 15,400	*5600 *12,050	3950 8,500	3950 8,500	2600 5,650	*2500	1900	*2150 *4,750	1850 4,050	7590 24'10"
0 mm 0'0"	kg lb			*7000 *16,150	6700 14,400	5900 12,650	3750 8,050	3850 8,250	2500 5,400			*2400 *5,250	1850 4,100	7430 24'4"
–1500 mm –5'0"	kg lb	*4300 *9,650	*4300 *9,650	*8500 *18,350	6600 14,150	*5750 12,400	3650 7,800	3750 8,100	2450 5,300			*2850 *6,250	2050 4,450	6940 22'8"
–3000 mm –10'0"	kg lb	*7450 *16,700	*7450 *16,700	*6650 *14,,350	6650 14,250	*4700 *10,000	3650 7,800	*3000	2500			*2950 *6,400	2450 5,450	6050 19'8"
–4500 mm –15'0"	kg lb			*3450 *7,050	*3450 *7,050							*2050 *4,250	*2050 *4,250	4490 14'4"

Reach Boom Lift Capacities – Counterweight: 3.83 mt (8,440 lb) – without Bucket – Blade Down

2500 mm (8'2") Blade

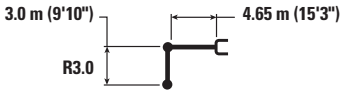

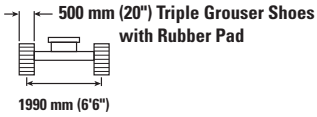

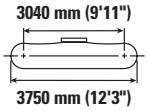

		1500 mm (5'0")		3000 mm (10'0")		4500 mm (15'0")		6000 mm (20'0")		7000 mm (25'0")				
														m ft/in
7500 mm 25'0"	kg lb					*2700	*2700					*2600 *5,850	*2600 *5,850	4540 14'3"
6000 mm 20'0"	kg lb					*3450 *7,550	*3450 *7,550	*2400	*2400			*2200 *4,850	*2200 *4,850	6070 19'8"
4500 mm 15'0"	kg lb					*3650 *7,950	*3650 *7,950	*3450 *7,400	3050 6,550			*2050 *4,500	*2050 *4,500	6960 22'8"
3000 mm 10'0"	kg lb			*5850 *12,100	*5850 *12,100	*4800 *10,350	4600 9,900	*3950 *8,550	3000 6,400			*2050 *4,500	*2050 *4,500	7440 24'4"
1500 mm 5'0"	kg lb			*8750 *18,800	7950 17,050	*5600 *12,050	4300 9,300	*4250 *9,200	2850 6,100	*2500	2050	*2150 *4,750	2000 4,400	7590 24'10"
0 mm 0'0"	kg lb			*7000 *16,150	*7000 16,000	*6000 *12,950	4100 8,800	*4400 *9,500	2750 5,900			*2400 *5,250	2050 4,450	7430 24'4"
–1500 mm –5'0"	kg lb	*4300 *9,650	*4300 *9,650	*8500 *18,350	7350 15,750	*5750 *12,400	4000 8,550	*4100 *8,850	2700 5,750			*2850 *6,250	2200 4,850	6940 22'8"
–3000 mm –10'0"	kg lb	*7450 *16,700	*7450 *16,700	*6650 *14,350	*6650 *14,350	*4700 *10,000	4000 8,550	*3000	2700			*2950 *6,400	2700 5,950	6050 19'8"
–4500 mm –15'0"	kg lb			*3450 *7,050	*3450 *7,050							*2050 *4,250	*2050 *4,250	4490 14'4"

* ISO 10567

* Indicates that the load is limited by hydraulic lifting capacity rather than tipping load. The above loads are in compliance with hydraulic excavator lift capacity standard ISO 10567:2007. They do not exceed 87% of hydraulic lifting capacity or 75% of tipping load. Weight of all lifting accessories must be deducted from the above lifting capacities. Lifting capacities are based on the machine standing on a firm, uniform supporting surface. The use of a work tool attachment point to handle/lift objects, could affect the machine lift performance.

Lift capacity stays with ±5% for all available track shoes.

Always refer to the appropriate Operation and Maintenance Manual for specific product information.

Reach Boom Lift Capacities – Counterweight: 3.83 mt (8,440 lb) – without Bucket – Blade Up

2600 mm (8'6") Blade

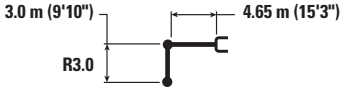

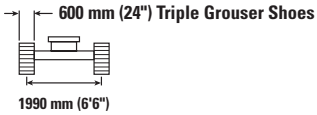

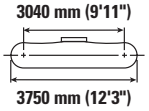

		1500 mm (5'0")		3000 mm (10'0")		4500 mm (15'0")		6000 mm (20'0")		7000 mm (25'0")				
														m ft/in
7500 mm **25'0"**	kg **lb**					*2700	*2700					*2600 ***5,850**	*2600 ***5,850**	4540 **14'3"**
6000 mm **20'0"**	kg **lb**					*3450 ***7,550**	*3450 ***7,550**	*2400	*2400			*2200 ***4,850**	*2200 ***4,850**	6070 **19'8"**
4500 mm **15'0"**	kg **lb**					*3650 ***7,950**	*3650 ***7,950**	*3450 ***7,400**	2800 **6,000**			*2050 ***4,500**	*2050 ***4,500**	6960 **22'8"**
3000 mm **10'0"**	kg **lb**			*5850 ***12,100**	*5850 ***12,100**	*4800 ***10,350**	4200 **9,000**	*3950 ***8,550**	2700 **5,800**			*2050 ***4,500**	1950 **4,250**	7440 **24'4"**
1500 mm **5'0"**	kg **lb**			*8750 ***18,800**	7100 **15,250**	*5600 ***12,050**	3900 **8,400**	3900 **8,350**	2600 **5,550**	*2500	1850	*2150 ***4,750**	1850 **4,000**	7590 **24'10"**
0 mm **0'0"**	kg **lb**			*7000 ***16,150**	6650 **14,250**	5800 **12,450**	3700 **7,950**	3750 **8,100**	2500 **5,350**			*2400 ***5,250**	1850 **4,050**	7430 **24'4"**
–1500 mm **–5'0"**	kg **lb**	*4300 ***9,650**	*4300 ***9,650**	*8500 ***18,350**	6500 **13,950**	5700 **12,200**	3600 **7,700**	3700 **7,950**	2450 **5,200**			*2850 ***6,250**	2000 **4,400**	6940 **22'8"**
–3000 mm **–10'0"**	kg **lb**	*7450 ***16,700**	*7450 ***16,700**	*6650 ***14,350**	6550 **14,100**	*4700 ***10,000**	3600 **7,700**	*3000	2450			*2950 ***6,400**	2450 **5,400**	6050 **19'8"**
–4500 mm **–15'0"**	kg **lb**			*3450 ***7,050**	*3450 ***7,050**							*2050 ***4,250**	*2050 ***4,250**	4490 **14'4"**

Reach Boom Lift Capacities – Counterweight: 3.83 mt (8,440 lb) – without Bucket – Blade Down

2600 mm (8'6") Blade

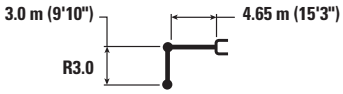

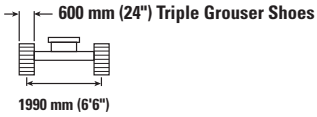

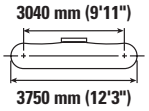

		1500 mm (5'0")		3000 mm (10'0")		4500 mm (15'0")		6000 mm (20'0")		7000 mm (25'0")				
														m ft/in
7500 mm **25'0"**	kg **lb**					*2700	*2700					*2600 ***5,850**	*2600 ***5,850**	4540 **14'3"**
6000 mm **20'0"**	kg **lb**					*3450 ***7,550**	*3450 ***7,550**	*2400	*2400			*2200 ***4,850**	*2200 ***4,850**	6070 **19'8"**
4500 mm **15'0"**	kg **lb**					*3650 ***7,950**	*3650 ***7,950**	*3450 ***7,400**	3100 **6,650**			*2050 ***4,500**	*2050 ***4,500**	6960 **22'8"**
3000 mm **10'0"**	kg **lb**			*5850 ***12,100**	*5850 ***12,100**	*4800 ***10,350**	4650 **10,000**	*3950 ***8,550**	3000 **6,450**			*2050 ***4,500**	*2050 ***4,500**	7440 **24'4"**
1500 mm **5'0"**	kg **lb**			*8750 ***18,800**	8050 **17,350**	*5600 ***12,050**	4350 **9,400**	*4250 ***9,200**	2900 **6,200**	*2500	2050	*2150 ***4,750**	2050 **4,450**	7590 **24'10"**
0 mm **0'0"**	kg **lb**			*7000 ***16,150**	*7000 ***16,150**	*6000 ***12,950**	4150 **8,900**	*4400 ***9,500**	2750 **5,950**			*2400 ***5,250**	2050 **4,500**	7430 **24'4"**
–1500 mm **–5'0"**	kg **lb**	*4300 ***9,650**	*4300 ***9,650**	*8500 ***18,350**	7450 **16,000**	*5750 ***12,400**	4050 **8,650**	*4100 ***8,850**	2700 **5,850**			*2850 ***6,250**	2250 **4,900**	6940 **22'8"**
–3000 mm **–10'0"**	kg **lb**	*7450 ***16,700**	*7450 ***16,700**	*6650 ***14,350**	*6650 ***14,350**	*4700 ***10,000**	4050 **8,650**	*3000	2750			*2950 ***6,400**	2700 **6,000**	6050 **19'8"**
–4500 mm **–15'0"**	kg **lb**			*3450 ***7,050**	*3450 ***7,050**							*2050 ***4,250**	*2050 ***4,250**	4490 **14'4"**

* ISO 10567

* Indicates that the load is limited by hydraulic lifting capacity rather than tipping load. The above loads are in compliance with hydraulic excavator lift capacity standard ISO 10567:2007. They do not exceed 87% of hydraulic lifting capacity or 75% of tipping load. Weight of all lifting accessories must be deducted from the above lifting capacities. Lifting capacities are based on the machine standing on a firm, uniform supporting surface. The use of a work tool attachment point to handle/lift objects, could affect the machine lift performance.

Lift capacity stays with ±5% for all available track shoes.

Always refer to the appropriate Operation and Maintenance Manual for specific product information.

315 Hydraulic Excavator Specifications

Reach Boom Lift Capacities – Counterweight: 3.83 mt (8,440 lb) – without Bucket – Blade Up

2700 mm (8'10") Blade

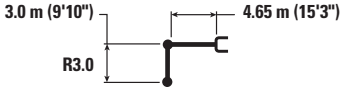

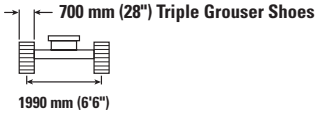

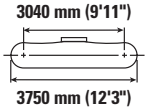

		1500 mm (5'0")		3000 mm (10'0")		4500 mm (15'0")		6000 mm (20'0")		7000 mm (25'0")				
														m ft/in
7500 mm 25'0"	kg lb					*2700	*2700					*2600 *5,850	*2600 *5,850	4540 14'3"
6000 mm 20'0"	kg lb					*3450 *7,550	*3450 *7,550	*2400	*2400			*2200 *4,850	*2200 *4,850	6070 19'8"
4500 mm 15'0"	kg lb					*3650 *7,950	*3650 *7,950	*3450 *7,400	2850 6,100			*2050 *4,500	*2050 *4,500	6960 22'8"
3000 mm 10'0"	kg lb			*5850 *12,100	*5850 *12,100	*4800 *10,350	4250 9,100	*3950 *8,550	2750 5,900			*2050 *4,500	1950 4,300	7440 24'4"
1500 mm 5'0"	kg lb			*8750 *18,800	7200 15,450	*5600 *12,050	3950 8,500	3950 8,450	2650 5,650	*2500	1900	*2150 *4,750	1850 4,050	7590 24'10"
0 mm 0'0"	kg lb			*7000 *16,150	6700 14,400	5900 12,600	3750 8,050	3800 8,200	2500 5,400			*2400 *5,250	1850 4,100	7430 24'4"
–1500 mm –5'0"	kg lb	*4300 *9,650	*4300 *9,650	*8500 *18,350	6600 14,150	*5750 12,350	3650 7,800	3750 8,050	2450 5,300			*2850 *6,250	2050 4,450	6940 22'8"
–3000 mm –10'0"	kg lb	*7450 *16,700	*7450 *16,700	*6650 *14,350	6650 14,300	*4700 *10,000	3650 7,800	*3000	2500			*2950 *6,400	2450 5,450	6050 19'8"
–4500 mm –15'0"	kg lb			*3450 *7,050	*3450 *7,050							*2050 *4,250	*2050 *4,250	4490 14'4"

Reach Boom Lift Capacities – Counterweight: 3.83 mt (8,440 lb) – without Bucket – Blade Down

2700 mm (8'10") Blade

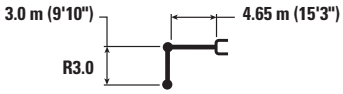

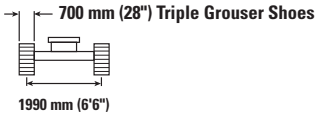

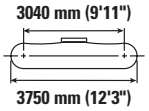

		1500 mm (5'0")		3000 mm (10'0")		4500 mm (15'0")		6000 mm (20'0")		7000 mm (25'0")				
														m ft/in
7500 mm 25'0"	kg lb					*2700	*2700					*2600 *5,850	*2600 *5,850	4540 14'3"
6000 mm 20'0"	kg lb					*3450 *7,550	*3450 *7,550	*2400	*2400			*2200 *4,850	*2200 *4,850	6070 19'8"
4500 mm 15'0"	kg lb					*3650 *7,950	*3650 *7,950	*3450 *7,400	3200 6,850			*2050 *4,500	*2050 *4,500	6960 22'8"
3000 mm 10'0"	kg lb			*5850 *12,100	*5850 *12,100	*4800 *10,350	*4800 *10,350	*3950 *8,550	3100 6,650			*2050 *4,500	*2050 *4,500	7440 24'4"
1500 mm 5'0"	kg lb			*8750 *18,800	8400 18,050	*5600 *12,050	4500 9,700	*4250 *9,200	3000 6,400	*2500	2150	*2150 *4,750	2100 4,600	7590 24'10"
0 mm 0'0"	kg lb			*7000 *16,150	*7000 *16,150	*6000 *12,950	4300 9,250	*4400 *9,500	2850 6,150			*2400 *5,250	2150 4,700	7430 24'4"
–1500 mm –5'0"	kg lb	*4300 *9,650	*4300 *9,650	*8500 *18,350	7800 16,650	*5750 *12,400	4200 9,000	*4100 *8,850	2800 6,050			*2850 *6,250	2300 5,100	6940 22'8"
–3000 mm –10'0"	kg lb	*7450 *16,700	*7450 *16,700	*6650 *14,350	*6650 *14,350	*4700 *10,000	4200 9,000	*3000	2850			*2950 *6,400	2800 6,250	6050 19'8"
–4500 mm –15'0"	kg lb			*3450 *7,050	*3450 *7,050							*2050 *4,250	*2050 *4,250	4490 14'4"

* ISO 10567

* Indicates that the load is limited by hydraulic lifting capacity rather than tipping load. The above loads are in compliance with hydraulic excavator lift capacity standard ISO 10567:2007. They do not exceed 87% of hydraulic lifting capacity or 75% of tipping load. Weight of all lifting accessories must be deducted from the above lifting capacities. Lifting capacities are based on the machine standing on a firm, uniform supporting surface. The use of a work tool attachment point to handle/lift objects, could affect the machine lift performance.

Lift capacity stays with ±5% for all available track shoes.

Always refer to the appropriate Operation and Maintenance Manual for specific product information.

Variable Angle Boom Lift Capacities – Counterweight: 3.83 mt (8,440 lb) – without Bucket – Blade Up

2500 mm (8'2") Blade

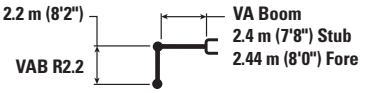

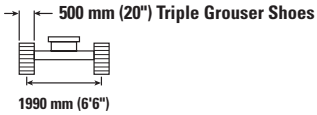

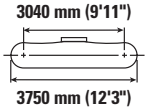

		3000 mm (10'0")		4500 mm (15'0")		6000 mm (20'0")				m ft/in
7500 mm **25'0"**	kg **lb**	*4750 ***9,450**	*4750 ***9,450**					*3700 ***8,450**	*3700 ***8,450**	3420 **10'5"**
6000 mm **20'0"**	kg **lb**	*4650 ***10,300**	*4650 ***10,300**	*4600 ***9,800**	4250 **9,100**			*2800 ***6,200**	*2800 ***6,200**	5300 **17'1"**
4500 mm **15'0"**	kg **lb**	*5050 ***10,900**	*5050 ***10,900**	*5300 ***11,500**	4150 **8,950**	*3900 ***7,600**	2600 **5,550**	*2550 ***5,650**	2400 **5,250**	6300 **20'6"**
3000 mm **10'0"**	kg **lb**	*9200 ***19,850**	7200 **15,500**	*6000 ***13,000**	3900 **8,400**	3850 **8,250**	2500 **5,400**	*2500 ***5,550**	2050 **4,500**	6830 **22'4"**
1500 mm **5'0"**	kg **lb**			5750 **12,300**	3600 **7,750**	3700 **7,950**	2400 **5,150**	*2600 ***5,750**	1900 **4,200**	6990 **22'10"**
0 mm **0'0"**	kg **lb**	*5050 ***11,700**	*5050 ***11,700**	*5050 ***10,900**	3400 **7,350**	*3500 ***7,500**	2300 **4,950**	*2500 ***5,450**	1950 **4,250**	6820 **22'4"**
–1500 mm **–5'0"**	kg **lb**	*3500 ***7,700**	*3500 ***7,700**	*3350 ***7,250**	3350 ***7,250**	*2050 ***4,150**	*2050 ***4,150**	*1600 ***3,400**	*1600 ***3,400**	6280 **20'6"**

Variable Angle Boom Lift Capacities – Counterweight: 3.83 mt (8,440 lb) – without Bucket – Blade Down

2500 mm (8'2") Blade

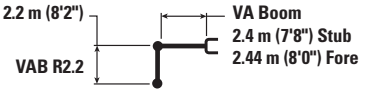

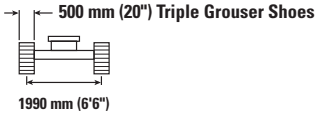

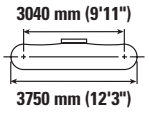

		3000 mm (10'0")		4500 mm (15'0")		6000 mm (20'0")				m ft/in
7500 mm **25'0"**	kg **lb**	*4750 ***9,450**	*4750 ***9,450**					*3700 ***8,450**	*3700 ***8,450**	3420 **10'5"**
6000 mm **20'0"**	kg **lb**	*4650 ***10,300**	*4650 ***10,300**	*4600 ***9,800**	*4600 ***9,800**			*2800 ***6,200**	*2800 ***6,200**	5300 **17'1"**
4500 mm **15'0"**	kg **lb**	*5050 ***10,900**	*5050 ***10,900**	*5300 ***11,500**	4550 **9,700**	*3900 ***7,600**	2850 **6,050**	*2550 ***5,650**	*2550 ***5,650**	6300 **20'6"**
3000 mm **10'0"**	kg **lb**	*9200 ***19,850**	7950 **17,150**	*6000 ***13,000**	4250 **9,150**	*4400 ***9,550**	2750 **5,900**	*2500 ***5,550**	2250 **4,900**	6830 **22'4"**
1500 mm **5'0"**	kg **lb**			*5900 ***12,800**	3950 **8,500**	*4200 ***9,000**	2650 **5,650**	*2600 ***5,750**	2100 **4,600**	6990 **22'10"**
0 mm **0'0"**	kg **lb**	*5050 ***11,700**	*5050 ***11,700**	*5050 ***10,900**	3750 **8,100**	*3500 ***7,500**	2550 **5,450**	*2500 ***5,450**	2150 **4,700**	6820 **22'4"**
–1500 mm **–5'0"**	kg **lb**	*3500 ***7,700**	*3500 ***7,700**	*3350 ***7,250**	*3350 ***7,250**	*2050 ***4,150**	*2050 ***4,150**	*1600 ***3,400**	*1600 ***3,400**	6280 **20'6"**

* **ISO 10567**

* Indicates that the load is limited by hydraulic lifting capacity rather than tipping load. The above loads are in compliance with hydraulic excavator lift capacity standard ISO 10567:2007. They do not exceed 87% of hydraulic lifting capacity or 75% of tipping load. Weight of all lifting accessories must be deducted from the above lifting capacities. Lifting capacities are based on the machine standing on a firm, uniform supporting surface. The use of a work tool attachment point to handle/lift objects, could affect the machine lift performance.

Lift capacity stays with ±5% for all available track shoes.

Always refer to the appropriate Operation and Maintenance Manual for specific product information.

315 Hydraulic Excavator Specifications

Variable Angle Boom Lift Capacities – Counterweight: 3.83 mt (8,440 lb) – without Bucket – Blade Up

2500 mm (8'2") Blade

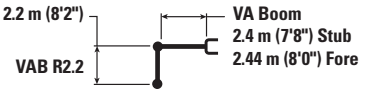

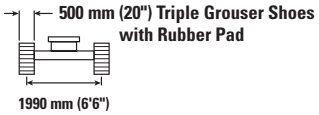

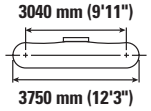

		3000 mm (10'0")		4500 mm (15'0")		6000 mm (20'0")				
										m ft/in
7500 mm **25'0"**	kg **lb**	*4750 ***9,450**	*4750 ***9,450**					*3700 ***8,450**	*3700 ***8,450**	3420 **10'5"**
6000 mm **20'0"**	kg **lb**	*4650 ***10,300**	*4650 ***10,300**	*4600 ***9,800**	4400 **9,350**			*2800 ***6,200**	*2800 ***6,200**	5300 **17'1"**
4500 mm **15'0"**	kg **lb**	*5050 ***10,900**	*5050 ***10,900**	*5300 ***11,500**	4300 **9,200**	*3900 ***7,600**	2700 **5,750**	*2550 ***5,650**	2450 **5,450**	6300 **20'6"**
3000 mm **10'0"**	kg **lb**	*9200 ***19,850**	7400 **15,950**	*6000 ***13,000**	4000 **8,650**	3950 **8,500**	2600 **5,600**	*2500 ***5,550**	2100 **4,650**	6830 **22'4"**
1500 mm **5'0"**	kg **lb**			*5900 **12,750**	3700 **8,000**	3850 **8,250**	2500 **5,350**	*2600 ***5,750**	2000 **4,350**	6990 **22'10"**
0 mm **0'0"**	kg **lb**	*5050 ***11,700**	*5050 ***11,700**	*5050 ***10,900**	3550 **7,600**	*3500 ***7,500**	2400 **5,150**	*2500 ***5,450**	2000 **4,450**	6820 **22'4"**
–1500 mm **–5'0"**	kg **lb**	*3500 ***7,700**	*3500 ***7,700**	*3350 ***7,250**	*3350 ***7,250**	*2050 ***4,150**	*2050 ***4,150**	*1600 ***3,400**	*1600 ***3,400**	6280 **20'6"**

Variable Angle Boom Lift Capacities – Counterweight: 3.83 mt (8,440 lb) – without Bucket – Blade Down

2500 mm (8'2") Blade

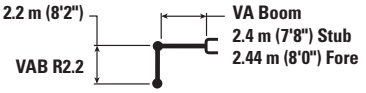

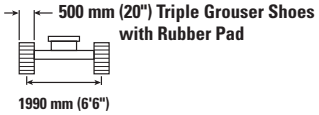

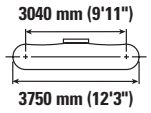

		3000 mm (10'0")		4500 mm (15'0")		6000 mm (20'0")				
										m ft/in
7500 mm **25'0"**	kg **lb**	*4750 ***9,450**	*4750 ***9,450**					*3700 ***8,450**	*3700 ***8,450**	3420 **10'5"**
6000 mm **20'0"**	kg **lb**	*4650 ***10,300**	*4650 ***10,300**	*4600 ***9,800**	*4600 ***9,800**			*2800 ***6,200**	*2800 ***6,200**	5300 **17'1"**
4500 mm **15'0"**	kg **lb**	*5050 ***10,900**	*5050 ***10,900**	*5300 ***11,500**	4650 **10,000**	*3900 ***7,600**	2900 **6,250**	*2550 ***5,650**	*2550 ***5,650**	6300 **20'6"**
3000 mm **10'0"**	kg **lb**	*9200 ***19,850**	8200 **17,650**	*6000 ***13,000**	4400 **9,450**	*4400 ***9,550**	2850 **6,100**	*2500 ***5,550**	2300 **5,050**	6830 **22'4"**
1500 mm **5'0"**	kg **lb**			*5900 ***12,800**	4100 **8,750**	*4200 ***9,000**	2700 **5,850**	*2600 ***5,750**	2150 **4,750**	6990 **22'10"**
0 mm **0'0"**	kg **lb**	*5050 ***11,700**	*5050 ***11,700**	*5050 ***10,900**	3900 **8,350**	*3500 ***7,500**	2650 **5,650**	*2500 ***5,450**	2200 **4,850**	6820 **22'4"**
–1500 mm **–5'0"**	kg **lb**	*3500 ***7,700**	*3500 ***7,700**	*3350 ***7,250**	*3350 ***7,250**	*2050 ***4,150**	*2050 ***4,150**	*1600 ***3,400**	*1600 ***3,400**	6280 **20'6"**

* **ISO 10567**

* Indicates that the load is limited by hydraulic lifting capacity rather than tipping load. The above loads are in compliance with hydraulic excavator lift capacity standard ISO 10567:2007. They do not exceed 87% of hydraulic lifting capacity or 75% of tipping load. Weight of all lifting accessories must be deducted from the above lifting capacities. Lifting capacities are based on the machine standing on a firm, uniform supporting surface. The use of a work tool attachment point to handle/lift objects, could affect the machine lift performance.

Lift capacity stays with ±5% for all available track shoes.

Always refer to the appropriate Operation and Maintenance Manual for specific product information.

Variable Angle Boom Lift Capacities – Counterweight: 3.83 mt (8,440 lb) – without Bucket – Blade Up

2600 mm (8'6") Blade

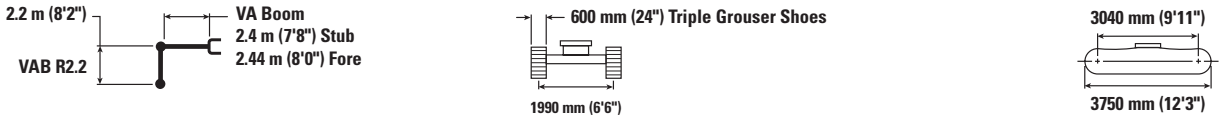

		3000 mm (10'0")		4500 mm (15'0")		6000 mm (20'0")				m ft/in
7500 mm **25'0"**	kg **lb**	*4750 ***9,450**	*4750 ***9,450**					*3700 ***8,450**	*3700 ***8,450**	3420 **10'5"**
6000 mm **20'0"**	kg **lb**	*4650 ***10,300**	*4650 ***10,300**	*4600 ***9,800**	4350 **9,250**			*2800 ***6,200**	*2800 ***6,200**	5300 **17'1"**
4500 mm **15'0"**	kg **lb**	*5050 ***10,900**	*5050 ***10,900**	*5300 ***11,500**	4250 **9,100**	*3900 ***7,600**	2650 **5,650**	*2550 ***5,650**	2450 **5,400**	6300 **20'6"**
3000 mm **10'0"**	kg **lb**	*9200 ***19,850**	7350 **15,800**	*6000 ***13,000**	3950 **8,550**	3900 **8,350**	2550 **5,500**	*2500 ***5,550**	2100 **4,600**	6830 **22'4"**
1500 mm **5'0"**	kg **lb**			5850 **12,550**	3650 **7,900**	3750 **8,100**	2450 **5,250**	*2600 ***5,750**	1950 **4,300**	6990 **22'10"**
0 mm **0'0"**	kg **lb**	*5050 ***11,700**	*5050 ***11,700**	*5050 ***10,900**	3500 **7,500**	*3500 ***7,500**	2350 **5,100**	*2500 ***5,450**	2000 **4,350**	6820 **22'4"**
–1500 mm **–5'0"**	kg **lb**	*3500 ***7,700**	*3500 ***7,700**	*3350 ***7,250**	*3350 ***7,250**	*2050 ***4,150**	*2050 ***4,150**	*1600 ***3,400**	*1600 ***3,400**	6280 **20'6"**

Variable Angle Boom Lift Capacities – Counterweight: 3.83 mt (8,440 lb) – without Bucket – Blade Down

2600 mm (8'6") Blade

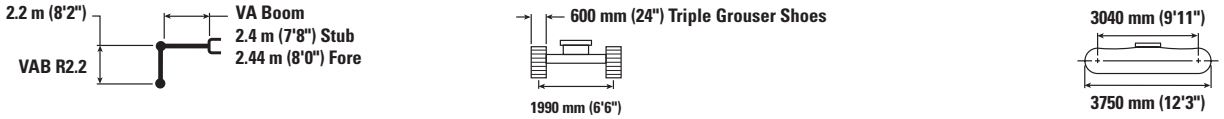

		3000 mm (10'0")		4500 mm (15'0")		6000 mm (20'0")				m ft/in
7500 mm **25'0"**	kg **lb**	*4750 ***9,450**	*4750 ***9,450**					*3700 ***8,450**	*3700 ***8,450**	3420 **10'5"**
6000 mm **20'0"**	kg **lb**	*4650 ***10,300**	*4650 ***10,300**	*4600 ***9,800**	*4600 ***9,800**			*2800 ***6,200**	*2800 ***6,200**	5300 **17'1"**
4500 mm **15'0"**	kg **lb**	*5050 ***10,900**	*5050 ***10,900**	*5300 ***11,500**	4700 **10,100**	*3900 ***7,600**	2950 **6,300**	*2550 ***5,650**	*2550 ***5,650**	6300 **20'6"**
3000 mm **10'0"**	kg **lb**	*9200 ***19,850**	8350 **17,950**	*6000 ***13,000**	4450 **9,550**	*4400 ***9,550**	2850 **6,150**	*2500 ***5,550**	2350 **5,150**	6830 **22'4"**
1500 mm **5'0"**	kg **lb**			*5900 ***12,800**	4150 **8,900**	*4200 ***9,000**	2750 **5,900**	*2600 ***5,750**	2200 **4,800**	6990 **22'10"**
0 mm **0'0"**	kg **lb**	*5050 ***11,700**	*5050 ***11,700**	*5050 ***10,900**	3950 **8,450**	*3500 ***7,500**	2650 **5,700**	*2500 ***5,450**	2250 **4,900**	6820 **22'4"**
–1500 mm **–5'0"**	kg **lb**	*3500 ***7,700**	*3500 ***7,700**	*3350 ***7,250**	*3350 ***7,250**	*2050 ***4,150**	*2050 ***4,150**	*1600 ***3,400**	*1600 ***3,400**	6280 **20'6"**

* **ISO 10567**

* Indicates that the load is limited by hydraulic lifting capacity rather than tipping load. The above loads are in compliance with hydraulic excavator lift capacity standard ISO 10567:2007. They do not exceed 87% of hydraulic lifting capacity or 75% of tipping load. Weight of all lifting accessories must be deducted from the above lifting capacities. Lifting capacities are based on the machine standing on a firm, uniform supporting surface. The use of a work tool attachment point to handle/lift objects, could affect the machine lift performance.

Lift capacity stays with ±5% for all available track shoes.

Always refer to the appropriate Operation and Maintenance Manual for specific product information.

315 Hydraulic Excavator Specifications

Variable Angle Boom Lift Capacities – Counterweight: 3.83 mt (8,440 lb) – without Bucket – Blade Up

2700 mm (8'10") Blade

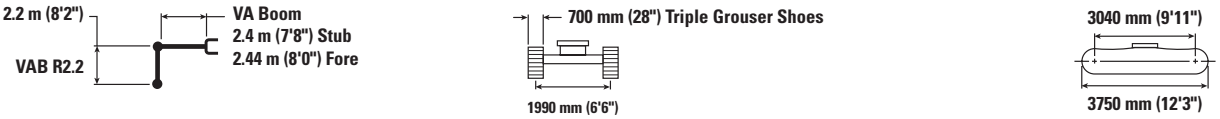

		3000 mm (10'0")		4500 mm (15'0")		6000 mm (20'0")				m ft/in
7500 mm **25'0"**	kg **lb**	*4750 ***9,450**	*4750 ***9,450**					*3700 ***8,450**	*3700 ***8,450**	3420 **10'5"**
6000 mm **20'0"**	kg **lb**	*4650 ***10,300**	*4650 ***10,300**	*4600 ***9,800**	4400 **9,400**			*2800 ***6,200**	*2800 ***6,200**	5300 **17'1"**
4500 mm **15'0"**	kg **lb**	*5050 ***10,900**	*5050 ***10,900**	*5300 ***11,500**	4300 **9,200**	*3900 ***7,600**	2700 **5,750**	*2550 ***5,650**	2450 **5,450**	6300 **20'6"**
3000 mm **10'0"**	kg **lb**	*9200 ***19,850**	7400 **16,000**	*6000 ***13,000**	4000 **8,650**	3950 **8,450**	2600 **5,600**	*2500 ***5,550**	2100 **4,650**	6830 **22'4"**
1500 mm **5'0"**	kg **lb**			*5900 **12,700**	3700 **8,000**	3800 **8,200**	2500 **5,350**	*2600 ***5,750**	2000 **4,350**	6990 **22'10"**
0 mm **0'0"**	kg **lb**	*5050 ***11,700**	*5050 ***11,700**	*5050 ***10,900**	3550 **7,600**	*3500 ***7,500**	2400 **5,150**	*2500 ***5,450**	2050 **4,450**	6820 **22'4"**
–1500 mm **–5'0"**	kg **lb**	*3500 ***7,700**	*3500 ***7,700**	*3350 ***7,250**	*3350 ***7,250**	*2050 ***4,150**	*2050 ***4,150**	*1600 ***3,400**	*1600 ***3,400**	6280 **20'6"**

Variable Angle Boom Lift Capacities – Counterweight: 3.83 mt (8,440 lb) – without Bucket – Blade Down

2700 mm (8'10") Blade

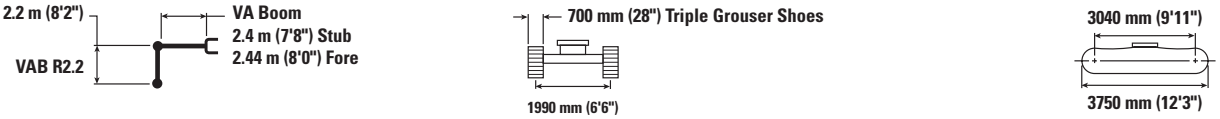

		3000 mm (10'0")		4500 mm (15'0")		6000 mm (20'0")				m ft/in
7500 mm **25'0"**	kg **lb**	*4750 ***9,450**	*4750 ***9,450**					*3700 ***8,450**	*3700 ***8450**	3420 **10'5"**
6000 mm **20'0"**	kg **lb**	*4650 ***10,300**	*4650 ***10,300**	*4600 ***9,800**	*4600 ***9,800**			*2800 ***6,200**	*2800 ***6200**	5300 **17'1"**
4500 mm **15'0"**	kg **lb**	*5050 ***10,900**	*5050 ***10,900**	*5300 ***11,500**	4850 **10,450**	*3900 ***7,600**	3050 **6,500**	*2550 ***5,650**	*2550 ***5650**	6300 **20'6"**
3000 mm **10'0"**	kg **lb**	*9200 ***19,850**	8650 **18,650**	*6000 ***13,000**	4600 **9,900**	*4400 ***9,550**	2950 **6,350**	*2500 ***5,550**	2400 **5300**	6830 **22'4"**
1500 mm **5'0"**	kg **lb**			*5900 ***12,800**	4300 **9,200**	*4200 ***9,000**	2850 **6,100**	*2600 ***5,750**	2300 **5000**	6990 **22'10"**
0 mm **0'0"**	kg **lb**	*5050 ***11,700**	*5050 ***11,700**	*5050 ***10,900**	4100 **8,800**	*3500 ***7,500**	2750 **5,950**	*2500 ***5,450**	2350 **5100**	6820 **22'4"**
–1500 mm **–5'0"**	kg **lb**	*3500 ***7,700**	*3500 ***7,700**	*3350 ***7,250**	*3350 ***7,250**	*2050 ***4,150**	*2050 ***4,150**	*1600 ***3,400**	*1600 ***3400**	6280 **20'6"**

* **ISO 10567**

* Indicates that the load is limited by hydraulic lifting capacity rather than tipping load. The above loads are in compliance with hydraulic excavator lift capacity standard ISO 10567:2007. They do not exceed 87% of hydraulic lifting capacity or 75% of tipping load. Weight of all lifting accessories must be deducted from the above lifting capacities. Lifting capacities are based on the machine standing on a firm, uniform supporting surface. The use of a work tool attachment point to handle/lift objects, could affect the machine lift performance.

Lift capacity stays with ±5% for all available track shoes.

Always refer to the appropriate Operation and Maintenance Manual for specific product information.

Variable Angle Boom Lift Capacities – Counterweight: 3.83 mt (8,440 lb) – without Bucket – Blade Up

2500 mm (8'2") Blade

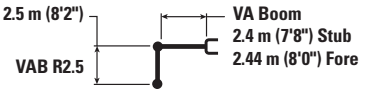

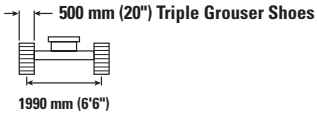

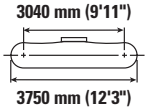

		3000 mm (10'0")		4500 mm (15'0")		6000 mm (20'0")				
										m ft/in
7500 mm **25'0"**	kg **lb**	*4450 ***9,650**	*4450 ***9,650**					*3000 ***6,850**	*3000 ***6,850**	3990 **12'5"**
6000 mm **20'0"**	kg **lb**	*4000 ***8,850**	*4000 ***8,850**	*4100 ***8,950**	*4100 ***8,950**			*2400 ***5,300**	*2400 ***5,300**	5680 **18'4"**
4500 mm **15'0"**	kg **lb**	*4100 ***8,950**	*4100 ***8,950**	*4550 ***9,900**	4250 **9,100**	*3900 ***8,150**	2650 **5,700**	*2200 ***4,850**	*2200 ***4,850**	6620 **21'6"**
3000 mm **10'0"**	kg **lb**	*9050 ***19,450**	7400 **16,000**	*5900 ***12,650**	4000 **8,550**	3900 **8,350**	2550 **5,500**	*2200 ***4,800**	1950 **4,250**	7120 **23'3"**
1500 mm **5'0"**	kg **lb**			5800 **12,500**	3650 **7,900**	3750 **8,050**	2450 **5,250**	*2250 ***4,950**	1850 **4,000**	7270 **23'10"**
0 mm **0'0"**	kg **lb**	*5500 ***12,750**	*5500 ***12,750**	*5300 ***11,500**	3450 **7,450**	3650 **7,800**	2350 **5,000**	*2450 ***5,400**	1850 **4,050**	7110 **23'3"**
–1500 mm **–5'0"**	kg **lb**	*4400 ***9,600**	*4400 ***9,600**	*3800 ***8,150**	3400 **7,300**	*2500 ***5,250**	2300 **4,950**	*1700 ***3,650**	*1700 ***3,650**	6600 **21'7"**

Variable Angle Boom Lift Capacities – Counterweight: 3.83 mt (8,440 lb) – without Bucket – Blade Down

2500 mm (8'2") Blade

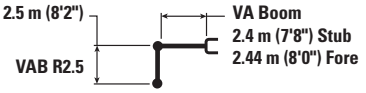

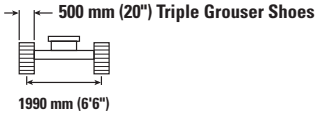

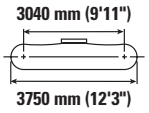

		3000 mm (10'0")		4500 mm (15'0")		6000 mm (20'0")				
										m ft/in
7500 mm **25'0"**	kg **lb**	*4450 ***9,650**	*4450 ***9,650**					*3000 ***6,850**	*3000 ***6,850**	3990 **12'5"**
6000 mm **20'0"**	kg **lb**	*4000 ***8,850**	*4000 ***8,850**	*4100 ***8,950**	*4100 ***8,950**			*2400 ***5,300**	*2400 ***5,300**	5680 **18'4"**
4500 mm **15'0"**	kg **lb**	*4100 ***8,950**	*4100 ***8,950**	*4550 ***9,900**	*4550 **9,900**	*3900 ***8,150**	2900 **6,200**	*2200 ***4,850**	*2200 ***4,850**	6620 **21'6"**
3000 mm **10'0"**	kg **lb**	*9050 ***19,450**	8200 **17,650**	*5900 ***12,650**	4350 **9,300**	*4350 ***9,350**	2800 **6,000**	*2200 ***4,800**	2100 **4,650**	7120 **23'3"**
1500 mm **5'0"**	kg **lb**			*6000 ***13,000**	4000 **8,650**	*4300 ***9,250**	2650 **5,700**	*2250 ***4,950**	2000 **4,400**	7270 **23'10"**
0 mm **0'0"**	kg **lb**	*5500 ***12,750**	*5500 ***12,750**	*5300 ***11,500**	3800 **8,200**	*3750 ***8,000**	2550 **5,500**	*2450 ***5,400**	2050 **4,450**	7110 **23'3"**
–1500 mm **–5'0"**	kg **lb**	*4400 ***9,600**	*4400 ***9,600**	*3800 ***8,150**	3750 **8,050**	*2500 ***5,250**	*2500 ***5,250**	*1700 ***3,650**	*1700 ***3,650**	6600 **21'7"**

* **ISO 10567**

* Indicates that the load is limited by hydraulic lifting capacity rather than tipping load. The above loads are in compliance with hydraulic excavator lift capacity standard ISO 10567:2007. They do not exceed 87% of hydraulic lifting capacity or 75% of tipping load. Weight of all lifting accessories must be deducted from the above lifting capacities. Lifting capacities are based on the machine standing on a firm, uniform supporting surface. The use of a work tool attachment point to handle/lift objects, could affect the machine lift performance.

Lift capacity stays with ±5% for all available track shoes.

Always refer to the appropriate Operation and Maintenance Manual for specific product information.

315 Hydraulic Excavator Specifications

Variable Angle Boom Lift Capacities – Counterweight: 3.83 mt (8,440 lb) – without Bucket – Blade Up

2500 mm (8'2") Blade

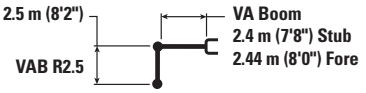

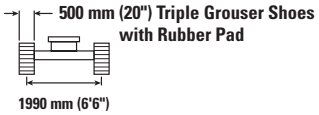

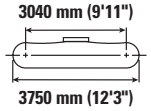

		3000 mm (10'0")		4500 mm (15'0")		6000 mm (20'0")				m ft/in
7500 mm **25'0"**	kg **lb**	*4450 ***9,650**	*4450 ***9,650**					*3000 ***6,850**	*3000 ***6,850**	3990 **12'5"**
6000 mm **20'0"**	kg **lb**	*4000 ***8,850**	*4000 ***8,850**	*4100 ***8,950**	*4100 ***8,950**			*2400 ***5,300**	*2400 ***5,300**	5680 **18'4"**
4500 mm **15'0"**	kg **lb**	*4100 ***8,950**	*4100 ***8,950**	*4550 ***9,900**	4350 **9,350**	*3900 ***8,150**	2750 **5,850**	*2200 ***4,850**	*2200 ***4,850**	6620 **21'6"**
3000 mm **10'0"**	kg **lb**	*9050 ***19,450**	7650 **16,450**	*5900 ***12,650**	4100 **8,800**	4000 **8,600**	2650 **5,700**	*2200 ***4,800**	2000 **4,400**	7120 **23'3"**
1500 mm **5'0"**	kg **lb**			*6000 **12,900**	3800 **8,150**	3900 **8,300**	2500 **5,400**	*2250 ***4,950**	1900 **4,150**	7270 **23'10"**
0 mm **0'0"**	kg **lb**	*5500 ***12,750**	*5500 ***12,750**	*5300 ***11,500**	3600 **7,700**	*3750 ***8,000**	2400 **5,200**	*2450 ***5,400**	1950 **4,200**	7110 **23'3"**
–1500 mm **–5'0"**	kg **lb**	*4400 ***9,600**	*4400 ***9,600**	*3800 ***8,150**	3500 **7,550**	*2500 ***5,250**	2400 **5,150**	*1700 ***3,650**	*1700 ***3,650**	6600 **21'7"**

Variable Angle Boom Lift Capacities – Counterweight: 3.83 mt (8,440 lb) – without Bucket – Blade Down

2500 mm (8'2") Blade

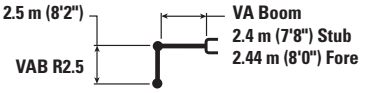

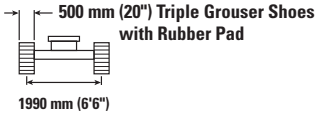

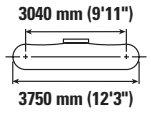

		3000 mm (10'0")		4500 mm (15'0")		6000 mm (20'0")				m ft/in
7500 mm **25'0"**	kg **lb**	*4450 ***9,650**	*4450 ***9,650**					*3000 ***6,850**	*3000 ***6,850**	3990 **12'5"**
6000 mm **20'0"**	kg **lb**	*4000 ***8,850**	*4000 ***8,850**	*4100 ***8,950**	*4100 ***8,950**			*2400 ***5,300**	*2400 ***5,300**	5680 **18'4"**
4500 mm **15'0"**	kg **lb**	*4100 ***8,950**	*4100 ***8,950**	*4550 ***9,900**	*4550 ***9,900**	*3900 ***8,150**	3000 **6,400**	*2200 ***4,850**	*2200 ***4,850**	6620 **21'6"**
3000 mm **10'0"**	kg **lb**	*9050 ***19,450**	8450 **18,150**	*5900 ***12,650**	4450 **9,600**	*4350 ***9,350**	2900 **6,200**	*2200 ***4,800**	*2200 ***4,800**	7120 **23'3"**
1500 mm **5'0"**	kg **lb**			*6000 ***13,000**	4150 **8,950**	*4300 ***9,250**	2750 **5,900**	*2250 ***4,950**	2100 **4,550**	7270 **23'10"**
0 mm **0'0"**	kg **lb**	*5500 ***12,750**	*5500 ***12,750**	*5300 ***11,500**	3950 **8,450**	*3750 ***8,000**	2650 **5,700**	*2450 ***5,400**	2100 **4,600**	7110 **23'3"**
–1500 mm **–5'0"**	kg **lb**	*4400 ***9,600**	*4400 ***9,600**	*3800 ***8,150**	*3800 ***8,150**	*2500 ***5,250**	*2500 ***5,250**	*1700 ***3,650**	*1700 ***3,650**	6600 **21'7"**

* **ISO 10567**

* Indicates that the load is limited by hydraulic lifting capacity rather than tipping load. The above loads are in compliance with hydraulic excavator lift capacity standard ISO 10567:2007. They do not exceed 87% of hydraulic lifting capacity or 75% of tipping load. Weight of all lifting accessories must be deducted from the above lifting capacities. Lifting capacities are based on the machine standing on a firm, uniform supporting surface. The use of a work tool attachment point to handle/lift objects, could affect the machine lift performance.

Lift capacity stays with ±5% for all available track shoes.

Always refer to the appropriate Operation and Maintenance Manual for specific product information.

Variable Angle Boom Lift Capacities – Counterweight: 3.83 mt (8,440 lb) – without Bucket – Blade Up

2600 mm (8'6") Blade

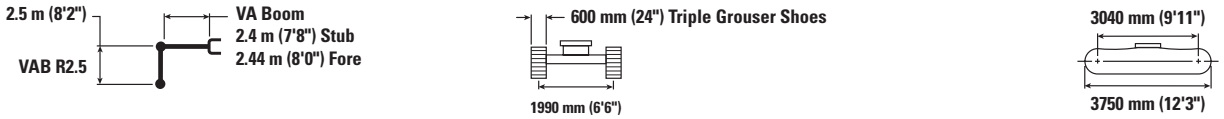

		3000 mm (10'0")		4500 mm (15'0")		6000 mm (20'0")				m ft/in
7500 mm	kg	*4450	*4450					*3000	*3000	3990
25'0"	lb	*9,650	*9,650					*6,850	*6,850	12'5"
6000 mm	kg	*4000	*4000	*4100	*4100			*2400	*2400	5680
20'0"	lb	*8,850	*8,850	*8,950	*8,950			*5,300	*5,300	18'4"
4500 mm	kg	*4100	*4100	*4550	4300	*3900	2700	*2200	*2200	6620
15'0"	lb	*8,950	*8,950	*9,900	9,250	*8,150	5,800	*4,850	*4,850	21'6"
3000 mm	kg	*9050	7550	*5900	4050	3950	2600	*2200	2000	7120
10'0"	lb	*19,450	16,300	*12,650	8,700	8,500	5,600	*4,800	4,350	23'3"
1500 mm	kg			5900	3750	3800	2500	*2250	1850	7270
5'0"	lb			12,700	8,050	8,200	5,350	*4,950	4,100	23'10"
0 mm	kg	*5500	*5500	*5300	3550	3700	2400	*2450	1900	7110
0'0"	lb	*12,750	*12,750	*11,500	7,600	7,950	5,150	*5,400	4,150	23'3"
–1500 mm	kg	*4400	*4400	*3800	3450	*2500	2350	*1700	*1700	6600
–5'0"	lb	*9,600	*9,600	*8,150	7,450	*5,250	5,050	*3,650	*3,650	21'7"

Variable Angle Boom Lift Capacities – Counterweight: 3.83 mt (8,440 lb) – without Bucket – Blade Down

2500 mm (8'6") Blade

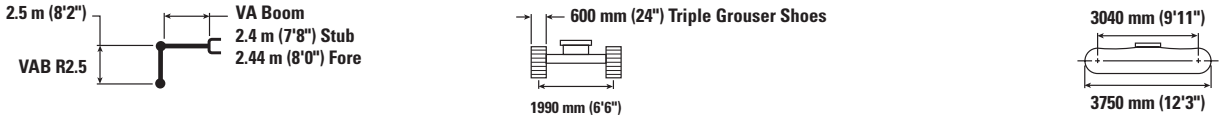

		3000 mm (10'0")		4500 mm (15'0")		6000 mm (20'0")				m ft/in
7500 mm	kg	*4450	*4450					*3000	*3000	3990
25'0"	lb	*9,650	*9,650					*6,850	*6,850	12'5"
6000 mm	kg	*4000	*4000	*4100	*4100			*2400	*2400	5680
20'0"	lb	*8,850	*8,850	*8,950	*8,950			*5,300	*5,300	18'4"
4500 mm	kg	*4100	*4100	*4550	*4550	*3900	3000	*2200	*2200	6620
15'0"	lb	*8,950	*8,950	*9,900	*9,900	*8,150	6,450	*4,850	*4,850	21'6"
3000 mm	kg	*9050	8600	*5900	4500	*4350	2900	*2200	*2200	7120
10'0"	lb	*19,450	18,450	*12,650	9,700	*9,350	6,250	*4,800	*4,800	23'3"
1500 mm	kg			*6000	4200	*4300	2800	*2250	2100	7270
5'0"	lb			*13,000	9,050	*9,250	6,000	*4,950	4,600	23'10"
0 mm	kg	*5500	*5500	*5300	4000	*3750	2700	*2450	2150	7110
0'0"	lb	*12,750	*12,750	*11,500	8,550	*8,000	5,750	*5,400	4,650	23'3"
–1500 mm	kg	*4400	*4400	*3800	*3800	*2500	*2500	*1700	*1700	6600
–5'0"	lb	*9,600	*9,600	*8,150	*8,150	*5,250	*5,250	*3,650	*3,650	21'7"

* ISO 10567

* Indicates that the load is limited by hydraulic lifting capacity rather than tipping load. The above loads are in compliance with hydraulic excavator lift capacity standard ISO 10567:2007. They do not exceed 87% of hydraulic lifting capacity or 75% of tipping load. Weight of all lifting accessories must be deducted from the above lifting capacities. Lifting capacities are based on the machine standing on a firm, uniform supporting surface. The use of a work tool attachment point to handle/lift objects, could affect the machine lift performance.

Lift capacity stays with ±5% for all available track shoes.

Always refer to the appropriate Operation and Maintenance Manual for specific product information.

315 Hydraulic Excavator Specifications

Variable Angle Boom Lift Capacities – Counterweight: 3.83 mt (8,440 lb) – without Bucket – Blade Up

2700 mm (8'10") Blade

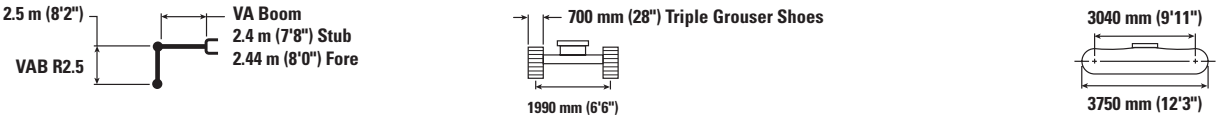

		3000 mm (10'0")		4500 mm (15'0")		6000 mm (20'0")				m ft/in
7500 mm	kg	*4450	*4450					*3000	*3000	3990
25'0"	**lb**	***9,650**	***9,650**					***6,850**	***6,850**	**12'5"**
6000 mm	kg	*4000	*4000	*4100	*4100			*2400	*2400	5680
20'0"	**lb**	***8,850**	***8,850**	***8,950**	***8,950**			***5,300**	***5,300**	**18'4"**
4500 mm	kg	*4100	*4100	*4550	4350	*3900	2750	*2200	*2200	6620
15'0"	**lb**	***8,950**	***8,950**	***9,900**	**9,400**	***8,150**	**5,900**	***4,850**	***4,850**	**21'6"**
3000 mm	kg	*9050	7650	*5900	4100	4000	2650	*2200	2000	7120
10'0"	**lb**	***19,450**	**16,450**	***12,650**	**8,800**	**8,600**	**5,700**	***4,800**	**4,450**	**23'3"**
1500 mm	kg			6000	3800	3850	2550	*2250	1900	7270
5'0"	**lb**			**12,850**	**8,150**	**8,300**	**5,450**	***4,950**	**4,150**	**23'10"**
0 mm	kg	*5500	*5500	*5300	3600	*3750	2450	*2450	1950	7110
0'0"	**lb**	***12,750**	***12,750**	***11,500**	**7,700**	***8,000**	**5,200**	***5,400**	**4,250**	**23'3"**
–1500 mm	kg	*4400	*4400	*3800	3500	*2500	2400	*1700	*1700	6600
–5'0"	**lb**	***9,600**	***9,600**	***8,150**	**7,550**	***5,250**	**5,150**	***3,650**	***3,650**	**21'7"**

Variable Angle Boom Lift Capacities – Counterweight: 3.83 mt (8,440 lb) – without Bucket – Blade Down

2700 mm (8'10") Blade

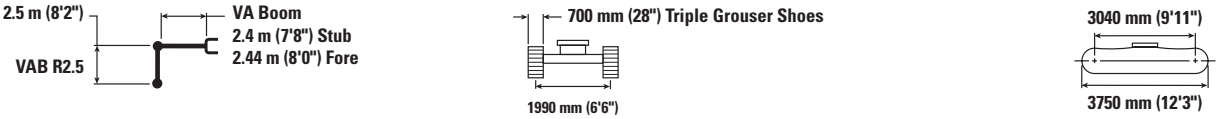

		3000 mm (10'0")		4500 mm (15'0")		6000 mm (20'0")				m ft/in
7500 mm	kg	*4450	*4450					*3000	*3000	3990
25'0"	**lb**	***9,650**	***9,650**					***6,850**	***6,850**	**12'5"**
6000 mm	kg	*4000	*4000	*4100	*4100			*2400	*2400	5680
20'0"	**lb**	***8,850**	***8,850**	***8,950**	***8,950**			***5,300**	***5,300**	**18'4"**
4500 mm	kg	*4100	*4100	*4550	*4550	*3900	3100	*2200	*2200	6620
15'0"	**lb**	***8,950**	***8,950**	***9,900**	***9,900**	***8,150**	**6,650**	***4,850**	***4,850**	**21'6"**
3000 mm	kg	*9050	8900	*5900	4700	*4350	3000	*2200	*2200	7120
10'0"	**lb**	***19,450**	**19,150**	***12,650**	**10,050**	***9,350**	**6,500**	***4,800**	***4,800**	**23'3"**
1500 mm	kg			*6000	4350	*4300	2900	*2250	2200	7270
5'0"	**lb**			***13,000**	**9,400**	***9,250**	**6,200**	***4,950**	**4,750**	**23'10"**
0 mm	kg	*5500	*5500	*5300	4150	*3750	2800	*2450	2200	7110
0'0"	**lb**	***12,750**	***12,750**	***11,500**	**8,900**	***8,000**	**6,000**	***5,400**	**4,850**	**23'3"**
–1500 mm	kg	*4400	*4400	*3800	*3800	*2500	*2500	*1700	*1700	6600
–5'0"	**lb**	***9,600**	***9,600**	***8,150**	***8,150**	***5,250**	***5,250**	***3,650**	***3,650**	**21'7"**

* **ISO 10567**

* Indicates that the load is limited by hydraulic lifting capacity rather than tipping load. The above loads are in compliance with hydraulic excavator lift capacity standard ISO 10567:2007. They do not exceed 87% of hydraulic lifting capacity or 75% of tipping load. Weight of all lifting accessories must be deducted from the above lifting capacities. Lifting capacities are based on the machine standing on a firm, uniform supporting surface. The use of a work tool attachment point to handle/lift objects, could affect the machine lift performance.

Lift capacity stays with ±5% for all available track shoes.

Always refer to the appropriate Operation and Maintenance Manual for specific product information.

Bucket Specifications and Compatibility – Europe

	Linkage	Width		Capacity		Weight		Fill	3.83 mt (8,440 lb) Counterweight				
									Reach Boom			Variable Angle Boom	
		mm	in	m³	yd³	kg	lb	%	R2.2 (7'3")	R2.5 (8'2")	R3.0 (9'10")	R2.2 (7'3")	R2.5 (8'2")
Pin-On (No Quick Coupler)													
General Duty	312	600	24	0.31	0.40	316	696	100	●	●	●	●	●
	312	900	36	0.53	0.69	414	914	100	●	●	●	●	●
	312	1000	39	0.60	0.78	438	967	100	●	●	●	●	●
	312	1100	43	0.68	0.89	474	1,045	100	●	●	⦿	⦿	⦿
	312	1200	48	0.76	1.00	504	1,110	100	X	X	X	X	X
General Duty (No Adjuster Gp)	312	450	18	0.20	0.26	266	587	100	●	●	●	●	●
	312	600	24	0.31	0.40	310	684	100	●	●	●	●	●
	312	750	30	0.41	0.54	358	790	100	●	●	●	●	●
	312	900	36	0.53	0.69	407	898	100	●	●	●	●	●
	312	1050	42	0.65	0.84	457	1,006	100	●	●	●	●	●
	312	1200	48	0.76	1.00	497	1,095	100	X	X	X	X	X
Heavy Duty	312	450	18	0.20	0.27	279	615	100	●	●	●	●	●
	312	1200	48	0.76	0.99	513	1,131	100	⦿	⦿	⊖	⦿	⊖
Ditch Cleaning	312	1800	72	0.68	0.89	540	1,191	100	●	●	⦿	⦿	⦿
Ditch Cleaning Tilt	312	1800	72	0.60	0.78	724	1,597	100	●	●	⦿	⦿	⦿
Maximum load with pin-on (payload + bucket)								kg	2020	1970	1760	1830	1730
								lb	4,460	4,354	3,872	4,041	3,824
With Cat Pin Grabber Coupler													
General Duty	312	600	24	0.31	0.40	316	696	100	●	●	●	●	●
	312	900	36	0.53	0.69	414	914	100	●	●	●	●	●
	312	1000	39	0.60	0.78	438	967	100	●	●	⦿	⦿	⦿
	312	1100	43	0.68	0.89	474	1,045	100	⦿	⦿	⊖	⊖	⊖
	312	1200	48	0.76	1.00	504	1,110	100	⦿	⊖	○	⊖	○
General Duty (No Adjuster Gp)	312	450	18	0.20	0.26	266	587	100	●	●	●	●	●
	312	600	24	0.31	0.40	310	684	100	●	●	●	●	●
	312	750	30	0.41	0.54	358	790	100	●	●	●	●	●
	312	900	36	0.53	0.69	407	898	100	●	●	●	●	●
	312	1050	42	0.65	0.84	457	1,006	100	●	●	⊖	⦿	⊖
	312	1200	48	0.76	1.00	497	1,095	100	⊖	⊖	○	⊖	○
Heavy Duty	312	450	18	0.20	0.27	279	615	100	●	●	●	●	●
	312	1200	48	0.76	0.99	513	1,131	100	⊖	⊖	○	⊖	○
Ditch Cleaning	312	1800	72	0.68	0.89	540	1,191	100	⦿	⦿	⊖	⊖	⊖
Ditch Cleaning Tilt	312	1800	72	0.60	0.78	724	1,597	100	⦿	⦿	○	⊖	○
Maximum load with coupler (payload + bucket)								kg	1823	1775	1556	1633	1535
								lb	4,020	3,913	3,431	3,601	3,384

The above loads are in compliance with hydraulic excavator standard EN474-5:2006 + A3:2013, they do not exceed 87% of hydraulic lifting capacity or 75% of tipping capacity with front linkage fully extended at ground line with bucket curled.

Capacity based on ISO 7451:2007.

Maximum Material Density:

- ● 2100 kg/m³ (3,500 lb/yd³)
- ⦿ 1800 kg/m³ (3,000 lb/yd³)
- ⊖ 1500 kg/m³ (2,500 lb/yd³)
- ○ 1200 kg/m³ (2,000 lb/yd³)
- X Not Recommended

Caterpillar recommends using appropriate work tools to maximize the value customers receive from our products. Use of work tools, including buckets, which are outside of Caterpillar's recommendations or specifications for weight, dimensions, flows, pressures, etc. may result in less-than-optimal performance, including but not limited to reductions in production, stability, reliability, and component durability. Improper use of a work tool resulting in sweeping, prying, twisting and/or catching of heavy loads will reduce the life of the boom and stick.

(continued on next page)

Bucket Specifications and Compatibility – Europe *(continued)*

		Width		Capacity		Weight		Fill	3.83 mt (8,440 lb) Counterweight				
									Reach Boom			Variable Angle Boom	
	Linkage	mm	in	m³	yd³	kg	lb	%	R2.2 (7'3")	R2.5 (8'2")	R3.0 (9'10")	R2.2 (7'3")	R2.5 (8'2")
With CW20 Coupler													
General Duty	312	600	24	0.31	0.40	341	752	100	●	●	●	●	●
	312	900	36	0.53	0.69	426	940	100	●	●	●	●	●
	312	1100	43	0.68	0.89	487	1,073	100	⦿	⦿	⊖	⊖	⊖
	312	1200	48	0.76	1.00	516	1,137	100	⦿	⊖	○	⊖	○
Heavy Duty	312	1200	48	0.76	1.00	526	1,159	100	⊖	⊖	○	⊖	○
General Duty – Leveling Edge	312	690	27	0.40	0.52	413	910	100	●	●	●	●	●
	312	600	24	0.33	0.43	395	870	100	●	●	●	●	●
	312	790	31	0.47	0.61	455	1,003	100	●	●	●	●	●
	312	996	39	0.63	0.83	517	1,140	100	●	⦿	⊖	⦿	⊖
	312	1184	47	0.80	1.05	603	1,328	100	⊖	⊖	○	○	○
Ditch Cleaning	312	1800	72	0.68	0.89	516	1,138	100	⦿	⦿	⊖	⊖	⊖
	312	1800	72	0.90	1.18	554	1,221	100	○	○	◇	○	◇
Maximum load with coupler (payload + bucket)								kg	1818	1770	1551	1628	1530
								lb	4,008	3,902	3,420	3,589	3,372
With CW20S Coupler													
General Duty	312	450	18	0.20	0.26	301	664	100	●	●	●	●	●
	312	500	20	0.24	0.31	310	684	100	●	●	●	●	●
	312	600	24	0.31	0.40	329	726	100	●	●	●	●	●
	312	750	30	0.41	0.54	377	830	100	●	●	●	●	●
	312	900	36	0.53	0.69	426	940	100	●	●	●	●	●
	312	1000	39	0.60	0.78	451	995	100	●	●	⦿	●	⦿
	312	1100	43	0.68	0.89	487	1,073	100	⦿	⦿	⊖	⦿	⊖
	312	1200	48	0.76	1.00	516	1,137	100	⦿	⊖	○	⊖	○
Heavy Duty	312	500	20	0.24	0.31	313	689	100	●	●	●	●	●
	312	1200	48	0.76	1.00	524	1,154	100	⦿	⊖	○	⊖	○
Ditch Cleaning	312	1800	72	0.68	0.89	548	1,207	100	⦿	⦿	⊖	⊖	⊖
	312	2000	78	1.00	1.31	630	1,389	100	○	○	◇	◇	◇
Ditch Cleaning Tilt	312	1800	72	0.60	0.78	822	1,812	100	⊖	⊖	○	○	○
Maximum load with coupler (payload + bucket)								kg	1840	1792	1573	1650	1552
								lb	4,057	3,950	3,468	3,637	3,421

The above loads are in compliance with hydraulic excavator standard EN474-5:2006 + A3:2013, they do not exceed 87% of hydraulic lifting capacity or 75% of tipping capacity with front linkage fully extended at ground line with bucket curled.

Capacity based on ISO 7451:2007.

Maximum Material Density:

- ● 2100 kg/m³ (3,500 lb/yd³)
- ⦿ 1800 kg/m³ (3,000 lb/yd³)
- ⊖ 1500 kg/m³ (2,500 lb/yd³)
- ○ 1200 kg/m³ (2,000 lb/yd³)
- ◇ 900 kg/m³ (1,500 lb/yd³)
- X Not Recommended

Caterpillar recommends using appropriate work tools to maximize the value customers receive from our products. Use of work tools, including buckets, which are outside of Caterpillar's recommendations or specifications for weight, dimensions, flows, pressures, etc. may result in less-than-optimal performance, including but not limited to reductions in production, stability, reliability, and component durability. Improper use of a work tool resulting in sweeping, prying, twisting and/or catching of heavy loads will reduce the life of the boom and stick.

(continued on next page)

Bucket Specifications and Compatibility – Europe *(continued)*

	Linkage	Width		Capacity		Weight		Fill	3.83 mt (8,440 lb) Counterweight				
									Reach Boom			Variable Angle Boom	
		mm	in	m³	yd³	kg	lb	%	R2.2 (7'3")	R2.5 (8'2")	R3.0 (9'10")	R2.2 (7'3")	R2.5 (8'2")
Pin On, TRS10 CW20													
Grading – General Duty	312	1600	63	0.76	0.99	571	1,259	100	○	◇	X	◇	X
Maximum load with coupler (payload + bucket)								kg	1478	1430	1211	1288	1190
								lb	3,258	3,152	2,670	2,839	2,623
Pin On, TRS10 CW20S													
Grading – General Duty	312	1500	59	0.65	0.85	528	1,164	100	⊖	○	◇	○	◇
Trenching – General Duty	312	540	21	0.37	0.48	336	740	100	●	●	●	●	●
Maximum load with coupler (payload + bucket)								kg	1467	1419	1200	1277	1179
								lb	3,234	3,128	2,646	2,815	2,598
Pin On, TRS10 S60													
Grading – Heavy Duty	312	1500	59	0.52	0.68	511	1,127	100	●	⦿	⊖	⦿	⊖
	312	1500	59	0.65	0.85	535	1,179	100	⊖	⊖	○	○	○
	312	1600	63	0.75	0.98	576	1,270	100	○	○	◇	◇	◇
Trenching – Heavy Duty	312	540	21	0.33	0.43	320	706	100	●	●	●	●	●
Maximum load with coupler (payload + bucket)								kg	1596	1548	1329	1406	1308
								lb	3,519	3,412	2,930	3,099	2,883
With CW20S, TRS10 CW20S													
Grading – Heavy Duty	312	1500	59	0.65	0.85	528	1,164	100	○	◇	X	X	X
Trenching – Heavy Duty	312	540	21	0.37	0.48	336	740	100	●	●	⦿	●	⦿
Maximum load with coupler (payload + bucket)								kg	1274	1226	1007	1084	986
								lb	2,809	2,702	2,220	2,390	2,173
With S60, TRS10 S60													
Grading – Heavy Duty	312	1500	59	0.52	0.68	511	1,127	100	⦿	⊖	○	○	○
	312	1500	59	0.65	0.85	535	1,179	100	○	○	◇	◇	◇
	312	1600	63	0.75	0.98	576	1,270	100	○	◇	X	◇	X
Trenching – Heavy Duty	312	540	21	0.33	0.43	320	706	100	●	●	●	●	●
Maximum load with coupler (payload + bucket)								kg	1436	1388	1169	1246	1148
								lb	3,166	3,060	2,577	2,747	2,530

The above loads are in compliance with hydraulic excavator standard EN474-5:2006 + A3:2013, they do not exceed 87% of hydraulic lifting capacity or 75% of tipping capacity with front linkage fully extended at ground line with bucket curled. Capacity based on ISO 7451:2007.

Maximum Material Density:

- ● 2100 kg/m³ (3,500 lb/yd³)
- ⦿ 1800 kg/m³ (3,000 lb/yd³)
- ⊖ 1500 kg/m³ (2,500 lb/yd³)
- ○ 1200 kg/m³ (2,000 lb/yd³)
- ◇ 900 kg/m³ (1,500 lb/yd³)
- X Not Recommended

Caterpillar recommends using appropriate work tools to maximize the value customers receive from our products. Use of work tools, including buckets, which are outside of Caterpillar's recommendations or specifications for weight, dimensions, flows, pressures, etc. may result in less-than-optimal performance, including but not limited to reductions in production, stability, reliability, and component durability. Improper use of a work tool resulting in sweeping, prying, twisting and/or catching of heavy loads will reduce the life of the boom and stick.

Bucket Specifications and Compatibility – Australia and New Zealand

	Linkage	Width		Capacity		Weight		Fill	3.83 mt (8,440 lb) Counterweight Reach Boom	
		mm	in	m³	yd³	kg	lb	%	R2.5 (8'2")	R3.0 (9'10")
Pin-On (No Quick Coupler)										
General Duty	312	450	18	0.20	0.26	266	587	100	●	●
	312	600	24	0.31	0.40	310	684	100	●	●
	312	750	30	0.41	0.54	358	790	100	●	●
	312	750	30	0.41	0.54	410	903	100	●	●
	312	900	36	0.53	0.69	407	898	100	●	●
	312	900	36	0.53	0.69	451	994	100	●	●
	312	1050	42	0.65	0.84	457	1,006	100	●	●
Clean Up	312	1500	60	1.02	1.33	651	1,435	100	○	◇
	312	1800	72	1.29	1.68	748	1,649	100	◇	X
Ditch Cleaning Tilt	312	1500	60	0.74	0.98	704	1,553	100	⦿	⊖
	312	1800	72	0.90	1.18	784	1,728	100	○	◇
Maximum load with pin-on (payload + bucket)								kg	1970	1760
								lb	4,354	3,872
With Cat Pin Grabber Coupler										
General Duty	312	450	18	0.20	0.26	266	587	100	●	●
	312	600	24	0.31	0.40	310	684	100	●	●
	312	750	30	0.41	0.54	358	790	100	●	●
	312	750	30	0.41	0.54	410	903	100	●	●
	312	900	36	0.53	0.69	407	898	100	●	●
	312	900	36	0.53	0.69	451	994	100	●	●
	312	1050	42	0.65	0.84	457	1,006	100	●	⊖
Clean Up	312	1500	60	1.02	1.33	651	1,435	100	◇	◇
	312	1800	72	1.29	1.68	748	1,649	100	X	X
Ditch Cleaning Tilt	312	1500	60	0.74	0.98	704	1,553	100	⊖	○
	312	1800	72	0.90	1.18	784	1,728	100	◇	◇
Maximum load with coupler (payload + bucket)								kg	1775	1556
								lb	3,913	3,431

The above loads are in compliance with hydraulic excavator standard EN474-5:2006 + A3:2013, they do not exceed 87% of hydraulic lifting capacity or 75% of tipping capacity with front linkage fully extended at ground line with bucket curled.

Capacity based on ISO 7451:2007.

Maximum Material Density:

- ● 2100 kg/m³ (3,500 lb/yd³)
- ⦿ 1800 kg/m³ (3,000 lb/yd³)
- ⊖ 1500 kg/m³ (2,500 lb/yd³)
- ○ 1200 kg/m³ (2,000 lb/yd³)
- ◇ 900 kg/m³ (1,500 lb/yd³)
- X Not Recommended

Caterpillar recommends using appropriate work tools to maximize the value customers receive from our products. Use of work tools, including buckets, which are outside of Caterpillar's recommendations or specifications for weight, dimensions, flows, pressures, etc. may result in less-than-optimal performance, including but not limited to reductions in production, stability, reliability, and component durability. Improper use of a work tool resulting in sweeping, prying, twisting and/or catching of heavy loads will reduce the life of the boom and stick.

Attachments Offering Guide – Europe

Not all Attachments are available in all regions. Consult your Cat dealer for configurations available in your region.

✓ Match | ✓* Working range front only | No Match | ● 1800 kg/m³ (3,000 lb/yd³) | ○ 1200 kg/m³ (2,000 lb/yd³)

PIN-ON ATTACHMENTS						
Undercarriage		**Long**				
Counterweight		**3.83 mt (8,440 lb)**				
Boom Type		**Reach**			**Variable Angle**	
Stick Length		**R2.2 m (7'3")**	**R2.5 m (8'2")**	**R3.0 m (9'10")**	**R2.2 m (7'3")**	**R2.5 m (8'2")**
Hydraulic Hammers	H110 GC		✓	✓		
	H110 GC Side-mount					
	H110 GC S	✓	✓	✓	✓	
	H110 S	✓	✓	✓	✓	✓
	H115 GC		✓	✓		
	H115 GC S	✓	✓	✓		
	H115 S	✓	✓	✓		
Demolition and Sorting Grapples	G312 GC	✓	✓	✓		
Mobile Scrap and Demolition Shears	S3015	✓	✓	✓		
Compactors (Vibratory Plate)	CVP75	✓	✓	✓	✓	✓
Orange Peel Grapples	GSV520 GC-400	●	○	○	○	○
	GSV520 GC-500	○	○			

CAT PIN GRABBER COUPLER ATTACHMENTS						
Undercarriage		**Long**				
Counterweight		**3.83 mt (8,440 lb)**				
Boom Type		**Reach**			**Variable Angle**	
Stick Length		**R2.2 m (7'3")**	**R2.5 m (8'2")**	**R3.0 m (9'10")**	**R2.2 m (7'3")**	**R2.5 m (8'2")**
Hydraulic Hammers	H110 GC S	✓	✓	✓		
	H110 S	✓	✓	✓		
	H115 GC S	✓	✓	✓		
	H115 S	✓	✓	✓		
Compactors (Vibratory Plate)	CVP75	✓	✓	✓	✓	✓

CW-20S DEDICATED COUPLER ATTACHMENTS						
Undercarriage		**Long**				
Counterweight		**3.83 mt (8,440 lb)**				
Boom Type		**Reach**			**Variable Angle**	
Stick Length		**R2.2 m (7'3")**	**R2.5 m (8'2")**	**R3.0 m (9'10")**	**R2.2 m (7'3")**	**R2.5 m (8'2")**
Hydraulic Hammers	H110 GC S	✓	✓	✓		
	H110 S	✓	✓	✓		
	H115 S	✓	✓	✓		
Demolition and Sorting Grapples	G312 GC	✓	✓	✓		
	G313 GC	✓	✓	✓*		
	G314	✓	✓			
Compactors (Vibratory Plate)	CVP75	✓	✓	✓	✓	✓

(continued on next page)

Attachments Offering Guide – Europe *(continued)*

Not all Attachments are available in all regions. Consult your Cat dealer for configurations available in your region.

✓ Match No Match

CW-20 DEDICATED COUPLER ATTACHMENTS						
Undercarriage		**Long**				
Counterweight		**3.83 mt (8,440 lb)**				
Boom Type		**Reach**			**Variable Angle**	
Stick Length		**R2.2 m (7'3")**	**R2.5 m (8'2")**	**R3.0 m (9'10")**	**R2.2 m (7'3")**	**R2.5 m (8'2")**
Hydraulic Hammers	H110 GC S	✓	✓	✓		
	H110 S	✓	✓	✓		
	H115 GC S	✓				
	H115 S	✓	✓	✓		
Demolition and Sorting Grapples	G312 GC	✓	✓	✓		
	G313 GC	✓	✓			
	G314	✓				
Compactors (Vibratory Plate)	CVP75	✓	✓	✓	✓	✓

S60 DEDICATED COUPLER ATTACHMENTS						
Undercarriage		**Long**				
Counterweight		**3.83 mt (8,440 lb)**				
Boom Type		**Reach**			**Variable Angle**	
Stick Length		**R2.2 m (7'3")**	**R2.5 m (8'2")**	**R3.0 m (9'10")**	**R2.2 m (7'3")**	**R2.5 m (8'2")**
Hydraulic Hammers	H110 GC S	✓	✓	✓		
	H110 S	✓	✓	✓		
	H115 GC S	✓	✓	✓		
	H115 S	✓	✓	✓		
Demolition and Sorting Grapples	G312 GC	✓	✓	✓		
	G313 GC	✓				
Compactors (Vibratory Plate)	CVP75	✓	✓	✓	✓	✓

(continued on next page)

Attachments Offering Guide – Europe *(continued)*

Not all Attachments are available in all regions. Consult your Cat dealer for configurations available in your region.

✓ Match ✓* Working range front only No Match

TRS10-CW-20 ATTACHMENTS				
Undercarriage			**Long**	
Counterweight			**3.83 mt (8,440 lb)**	
Boom Type			**Reach**	
Stick Length		**R2.2 m (7'3")**		**R2.5 m (8'2")**
Demolition and Sorting Grapples	G212 GC	✓		
Compactors (Vibratory Plate)	CVP75	✓		✓
TRS10-S60 ATTACHMENTS				
Undercarriage			**Long**	
Counterweight			**3.83 mt (8,440 lb)**	
Boom Type			**Reach**	
Stick Length		**R2.2 m (7'3")**	**R2.5 m (8'2")**	**R3.0 m (9'10")**
Hydraulic Hammers	H110 GC S	✓	✓	✓
	H110 S	✓	✓	✓
Demolition and Sorting Grapples	G212 GC	✓	✓	✓*
Compactors (Vibratory Plate)	CVP75	✓	✓	✓
BOOM-MOUNT ATTACHMENTS				
Undercarriage			**Long**	
Counterweight			**3.83 mt (8,440 lb)**	
Boom Type		**Reach**		**Variable Angle**
Mobile Scrap and Demolition Shears	S3025	✓		✓

Attachments Offering Guide – Australia and New Zealand

Not all Attachments are available in all regions. Consult your Cat dealer for configurations available in your region.

✓ Match

✓* Working range front only

Pin-On Attachments			
Undercarriage		**Long**	
Counterweight		**3.83 mt (8,440 lb)**	
Boom Type		**Reach**	
Stick Length		**R2.5 m (8'2")**	**R3.0 m (9'10")**
Hydraulic Hammers	H110 GC	✓	✓
	H110 GC S	✓	✓
	H110 S	✓	✓
	H115 GC	✓	✓
	H115 GC S	✓	✓
	H115 S	✓	✓
Mobile Scrap and Demolition Shears	S3015	✓	✓

CAT PIN GRABBER COUPLER ATTACHMENTS			
Undercarriage		**Long**	
Counterweight		**3.83 mt (8,440 lb)**	
Boom Type		**Reach**	
Stick Length		**R2.5 m (8'2")**	**R3.0 m (9'10")**
Hydraulic Hammers	H110 GC	✓	✓
	H110 GC S	✓	✓
	H110 S	✓	✓
	H115 GC	✓	✓*
	H115 GC S	✓	✓
	H115 S	✓	✓

BOOM-MOUNT ATTACHMENTS		
Undercarriage		**Long**
Counterweight		**3.83 mt (8,440 lb)**
Boom Type		**Reach**
Mobile Scrap and Demolition Shears	S3025	✓

Standard and Optional Equipment

Standard and optional equipment may vary. Consult your Cat dealer for details.

	Standard	Optional
TECHNOLOGY		
Cat Product Link™	✓	
Work tool recognition	✓	
Work tool tracking*	✓	
Cat GRADE with 2D and offset memory	✓	
Cat GRADE with Advanced 2D		✓
Cat GRADE with 3D connectivity: – Virtual Reference Station** – Internet Base Service Station** – Trimble Connected Community**		✓
Cat PAYLOAD: – Static weigh – Semiautomatic calibration – Payload/cycle information – USB reporting capability	✓	
2D E-Fence: – E-ceiling – E-floor – E-swing – E-wall – E-cab avoidance	✓	
Auto hammer stop	✓	
Remote Services capability	✓	
ENGINE		
Three selectable modes: Power, Smart, Eco	✓	
One-touch low idle with automatic engine speed control	✓	
Automatic engine shutdown	✓	
52° C (125° F) high-ambient cooling capacity without derate	✓	
–25° C (–13° F) cold start capability	✓	
Electric fuel priming pump	✓	
Variable speed fan (Viscous clutch type)	✓	
Single fuel filtration system	✓	
Sealed double element air filter with integrated precleaner	✓	
Biodiesel capability up to B20	✓	

*Paired with PL161 attachment locator

**Subscription required

[1] Europe only

	Standard	Optional
HYDRAULIC SYSTEM		
Boom and stick regeneration circuits	✓	
Automatic hydraulic oil warm up	✓	
Automatic two-speed travel	✓	
Electric main control valve	✓	
Boom and stick drift reduction valve	✓	
Swing Drive	✓	
Electric boom snubber	✓	
Boom and stick lowering check valves		✓
Medium-pressure line		✓
High-pressure line		✓
Quick coupler line		✓
UNDERCARRIAGE AND STRUCTURES		
Grease lubricated track link	✓	
ISO 15818 tie-down points on base frame	✓	
Track guiding guard, center	✓	
Bottom without swivel guard	✓	
Travel motor guards	✓	
3.83 mt (8,440 lb) counterweight	✓	
500 mm (20") triple grouser track shoes		✓
500 mm (20") triple grouser track shoes with rubber pad		✓
600 mm (24") triple grouser track shoes		✓
700 mm (28") triple grouser track shoes[1]		✓
2500 mm (8'2") blade		✓
2600 mm (8'6") blade		✓
2700 mm (8'10") blade		✓

(continued on next page)

Standard and Optional Equipment *(continued)*

Standard and optional equipment may vary. Consult your Cat dealer for details.

	Standard	Optional
BOOMS, STICKS AND LINKAGES		
Variable Angle boom (2.4 m [7'8"] stub + 2.44 [8'0"] fore)[1]		✓
4.65 m (15'3") Reach boom		✓
2.2 m (7'3") Reach stick[1]		✓
2.5 m (8'2") Reach stick		✓
3.0 m (9'10") Reach stick		✓
Bucket linkage, with lifting eye, Cat GRADE	✓	
ELECTRICAL SYSTEM		
Maintenance free battery	✓	
Centralized electrical disconnect switch	✓	
LED chassis light, left-hand/right-hand boom lights, cab lights – 1,800 lumens	✓	
Programmable time-delay LED working lights	✓	
360° lighting		✓

[1] Europe only

	Standard	Optional
SERVICE AND MAINTENANCE		
Grouped engine oil and fuel filters	✓	
Ground level engine oil dipstick	✓	
S·O·S℠ sampling ports	✓	
SAFETY AND SECURITY		
Rear and right-side-view cameras	✓	
360° visibility		✓
Right-hand handrail and hand hold (ISO 2867 compliant)	✓	
Ground level engine shutoff switch	✓	
Service platform with anti-skid plate and countersunk bolts	✓	
Signaling/warning horn	✓	

Dealer Installed Kits and Attachments

Attachments may vary. Consult your Cat dealer for details.

CAB

- Left-hand and right-hand electrical pedal (two-way) for tool control
- Dual exit rear window kit
- Rain protector plus cab light cover
- Front windshield laminated glass (P5A glass, EU demolition regulation)
- Key fob (for use with Bluetooth receiver)

GUARDS

- FOGS (not compatible with cab light cover, rain protector)
- Mesh guard full front (not compatible with cab light cover, rain protector)
- Mesh guard lower half front
- Full protecting vandalism guard

SAFETY AND SECURITY

- 76 mm (3") retractable seat belt

315 Cab Options

Cab Options

	Deluxe	Premium*
Sound suppressed ROPS cab with viscount mounts	●	●
High-resolution 254 mm (10") LCD touch screen monitor	●	●
Additional high-resolution LCD touch screen monitor for Cat GRADE Advanced 2D and 3D	○	○
Automatic bi-level air conditioner	●	●
Jog dial and shortcut keys for monitor control	●	●
Keyless push-to-start engine control	●	●
Height-adjustable console, infinite with no tool	●	●
Tilt-up left-side console	●	●
Heated seat with air-adjustable suspension	●	X
Heated and cooled seat with automatic adjustable suspension	X	●
51 mm (2") orange seat belt	●	●
Bluetooth® integrated radio (including USB, aux port and microphone)	●	●
2 × 12V DC outlets	●	●
Document storage	●	●
Rear head storage net and lunchbox storage net	●	●
Cup and bottle holders	●	●
Fixed one-piece windshield	X	○
Openable two-piece front window	●	○
Upper radial wiper with washer	●	X
Parallel wiper with washer	X	●
Openable polycarbonate skylight hatch	●	○
Fixed glass laminated skylight	X	○
LED dome light	●	●
Floor welcome light	●	●
Roller front sunscreen	●	●
Rear window emergency exit	●	●
Washable floor mat	●	●
Beacon ready	●	●

● Standard

○ Optional

X Not available

* Premium Europe only

For more complete information on Cat products, dealer services, and industry solutions, visit us on the web at **www.cat.com**

© 2020 Caterpillar
All rights reserved

Materials and specifications are subject to change without notice. Featured machines in photos may include additional equipment. See your Cat dealer for available options.

CAT, CATERPILLAR, LET'S DO THE WORK, their respective logos, "Caterpillar Corporate Yellow," the "Power Edge" and Cat "Modern Hex" trade dress as well as corporate and product identity used herein, are trademarks of Caterpillar and may not be used without permission.

AEXQ2865 (04-2020)
Build Number: 07A
(Eur, Aus-NZ)